

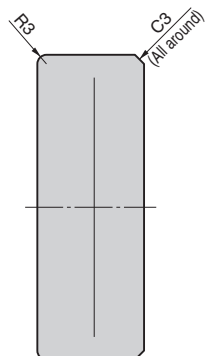
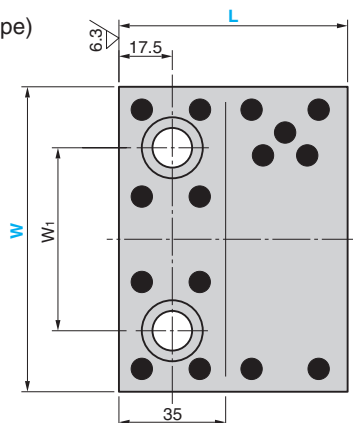
Cam Dwell Plate

25° 30° COMPACT TYPE

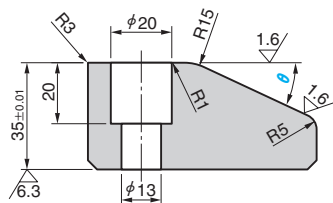
CAD
FILE

CSPWL

(Bronze with Graphite Type)

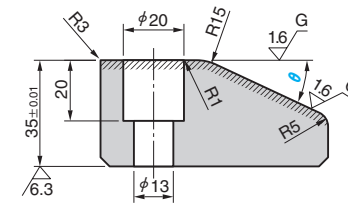
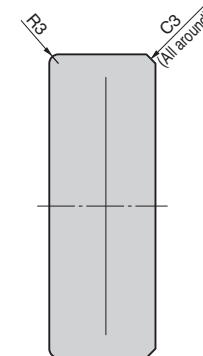
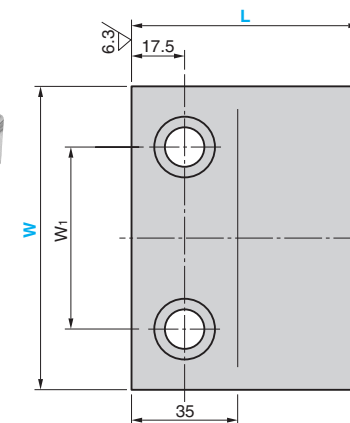


● Sliding Direction
↔



Material : Bronze with Graphite
(SO#50 SP2)

CSPSL (Steel Type)



Material : SK5
Hardness : HRC 55 to 60
Area to be Induction Hardened
(Hatched Area)

W1	Mounting Bolt Size	Quantity	Catalog No.	W	L	θ
60	M12×40	2	CSPWL	100	75	25
110			CSPSL	150		30

Order	Catalog No.	W	L	θ
	CSPWL	100	75	25

EX Example

