

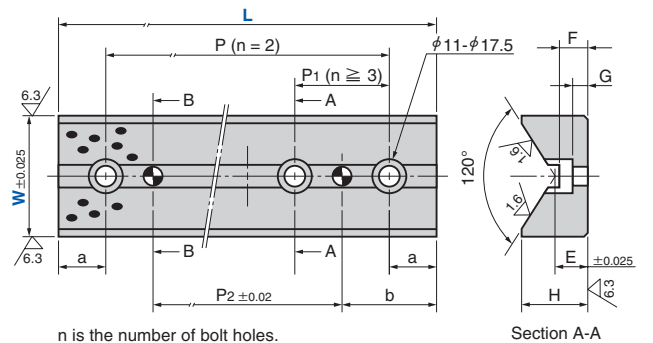
Cam Slide Guides

V Guide Type

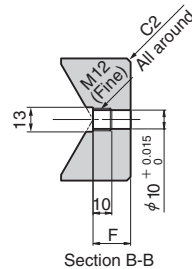
Cam Slide Components

CBSL

CAD
FILE



● Sliding Direction



(Material) SO#50SP2

Catalog No.	W	L	H	a	b	P	P ₁	No. of Bolt Holes n	P ₂	E	F	G
CBSL	65	100	37	25	50	60	—	2	20	20	20	10
		125				75			25			
		150				100			50			
		200				—	75	3	100			
		250							150			



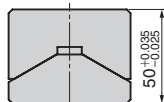
Order

Catalog No. CBSL W 65 L 150



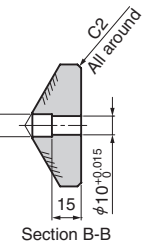
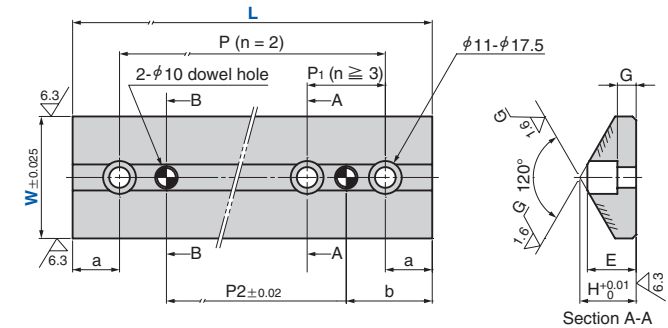
Example

● Assembly of CBSL and CBSPL



CBSPL

CAD
FILE



(Material) 1045 (S45C)
(Hardness) HRC50~
Hatched area to be Induction Hardened

Dowel plug tap not included

Catalog No.	W	L	H	a	b	P	P ₁	No. of Bolt Holes n	P ₂	E	G
CBSPL	65	100	30	25	50	60	—	2	20	26	10
		125				75			25		
		150				100			50		
		200				—	75	3	100		
		250							150		



Order

Catalog No. CBSPL W 65 L 150

DESIGN ONLY

CBSL must be installed into the upper die, and CBSPL must be installed into the lower die to prevent foreign objects from being trapped between CBSL and CBSPL causing significant galling on these plates.

