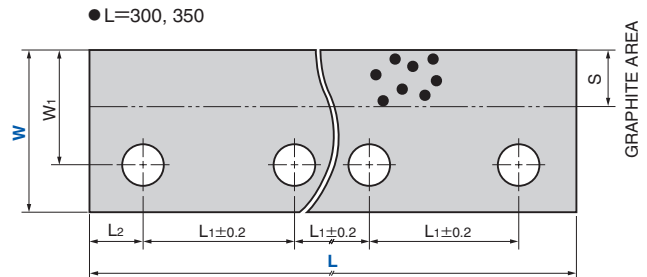
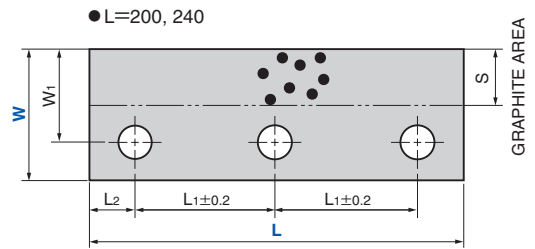
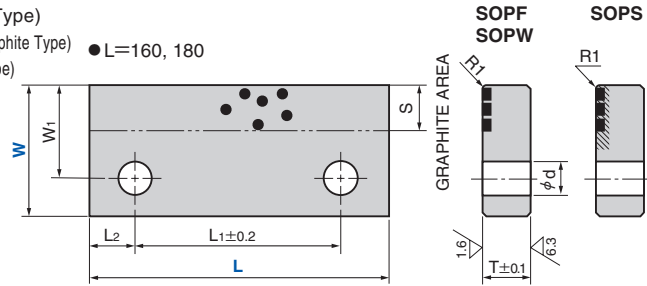



Cam Gib Plate

Cam Slide Components

SOPF (FC with Graphite Type)
SOPS (Steel Hardened with Graphite Type) ●L=160, 180
SOPW (Bronze with Graphite Type)

CAD FILE



● Sliding Direction

SOPF (Material) SO#50F
 SOPS (Material) SO#50S45C
 (Hardness) HRC40~
 Hatched area to be Induction Hardened
 SOPW (Material) SO#50SP2

Catalog No.	W	L	T	W ₁	L ₁	L ₂	d	S		
SOPF	55	180	25	37.5	120	30	18	24		
	70	160		50	110	25		25		
		200		75	25	18		25		
		240		90	30					
	85	200		75	25	30			30	
240		90	30	22						
300		80	30							
SOPS	70	160	25	50	110	25	18	25		
		200			75	25				
		240			90	30				
	85	240			90	30		22		30
		300			80	30				
350	90	40								
SOPW	70	160	25	50	110	25	18	25		
		200			75	25				
		240			90	30				
	85	200			75	25				30
		240			90	30		22		
300	80	30								
350	90	40								



Catalog No.	W	L	Option
SOPF	70	160	
SOPS	85	200	CM20



Option Code	Specification
CM	With chamfering (C20) on corners for relief (2 corners). Please instruct CM20 when ordering.

● CM Specification

