

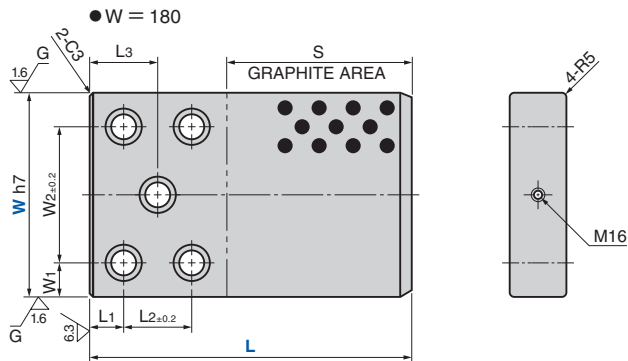
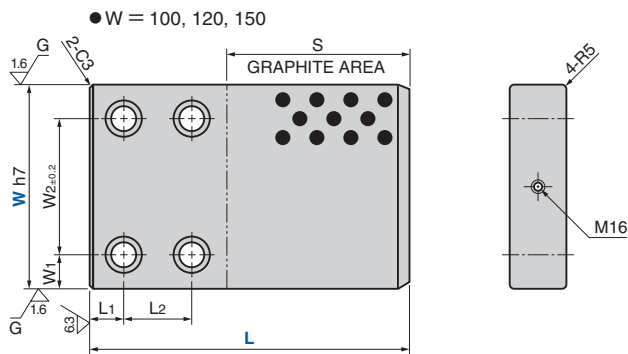
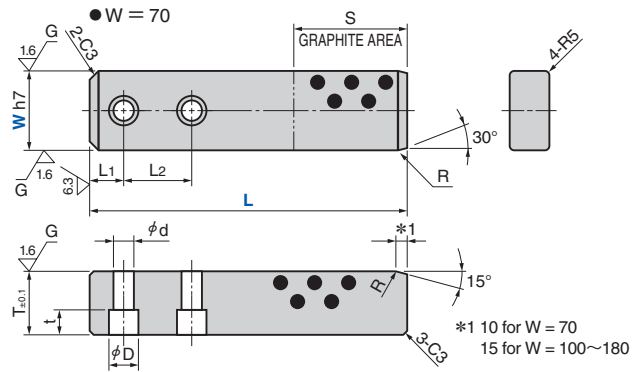
# Guide Bar

## Counterbore Hole Type

### Die Guide Components

NGBZ

CAD FILE



● Sliding Direction



(Material) SO#50S45C  
(Hardness) HRC40~  
Hatched area to be Induction Hardened

Catalog No.	W	L	W	h7	L1	L2	L3	W1	W2	D	d	t	S	T
70	70	230	70	0 -0.030	25	60				26	18	18	100	35
		260				75								
		300				150								
		350				60								
100	100	280	100	0 -0.035	100	60	20						160	45
		330				120								
		390				60								
120	120	280	120	0 -0.035	30	60							160	45
		330				100								
		390				120								
150	150	280	150	0 -0.040	80	60	30	90			32	22	160	50
		330				140								
		390				60								
180	180	280	180	0 -0.040	60	60							160	55
		330				80								
		390				70								
						140	100							



Order

Catalog No.    W    -    L  
NGBZ            70    -    230