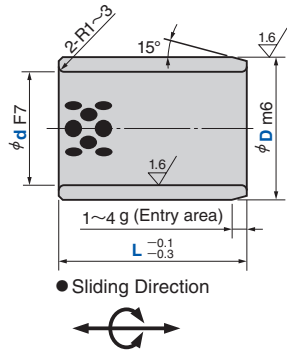


Guide Bushing

Straight Type

Die Guide Components

SOB



- Mating post tolerance
d8: General use (high load)
e7: General use (light load)
f7: High precision
- Recommended hole machining tolerance H7

⟨Material⟩ SO#50SP2



Catalog No. **SOB** d **19** D **26** L **20**

Catalog No.	d	D	L	d F7	D m6	Applicable washer
SOB	6	10	12	6	10	—
			8			
			10			
	8	12	12	8	12	—
			15			
			10			
	10	14	8	10	14	SOBW10
			10			
			12			
			15			
20						
15	10	10	15	15	—	
		8				
SOB	12	18	8	12	18	SOBW12
			10			
			12			
			15			
			20			
12	18	18	16	12	18	SOBW12
			19			
			25			
			30			
13	19	19	10	13	19	SOBW13
			12			
			15			
			16			
			20			
14	20	20	10	14	20	SOBW14
			12			
			15			

Catalog No.	d	D	L	d F7	D m6	Applicable washer
SOB	14	20	12	14	20	SOBW14
			15			
			20			
			25			
	15	21	10	15	21	SOBW15
			12			
			15			
			16			
			20			
			25			
16	22	10	16	22	SOBW16	
		12				
		15				
		16				
		19				
SOB	17	23	15	17	23	—
			10			
			12			
			15			
			16			
18	24	24	15	18	24	SOBW18
			16			
			20			
			25			
			30			
19	26	26	15	19	26	—
			20			
			10			
			12			
20	28	28	10	20	28	SOBW20
			12			
			15			
			16			
			19			
20	28	28	20	20	28	SOBW20
			25			
			30			

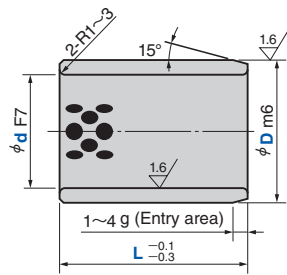
Die Guide Components

Guide Bushing

Straight Type

Die Guide Components

SOB



Catalog No. SOB d 35 - D 45 - L 25

Catalog No.	d	D	L	d F7	D m6	Applicable washer
			35			
		28	40		28	SOBW20
			50			
			10			
			12			
			15			
	20		16	20	+0.021 +0.008	
		30	20		30	-
			25			
			30			
			35			
			40			
			70			
			12			
	22	32	15	22	32	-
			20			
SOB			25	+0.041 +0.020		
			12			
			15			
			16			
			20			
		33	25		33	SOBW25
			30			
	25		35	25	+0.025 +0.009	
			40			
			50			
			60			
			12			
			15			
		35	16		35	-
			20			
			25			
			30			

Catalog No.	d	D	L	d F7	D m6	Applicable washer
			35			
	25	35	40	25	35	-
			50			
			20			
	28	38	25	28		SOBW28
			30			
			40			
			12			
			15			
			20		38	
		38	25			
			30	+0.041 +0.020		SOBW30
			35			
			40			
			50			
	30		60	30		
			12			
			15			
			20			
			25			
SOB		40	30		40	+0.025 +0.009
			35			
			40			
			50			
			60			
	31.5	40	30	31.5		-
			40			
			15			
	32	42	20	32	42	-
			30			
			40			
			20			
			25			
			30	+0.050 +0.025		
		44	35		44	SOBW35
			40			
	35		50	35		
			60			
			15			
		45	20		45	-
			25			
			30			

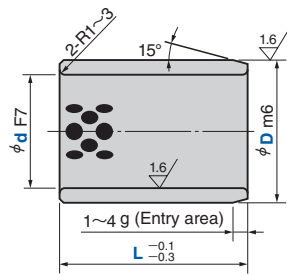
Die Guide Components

Guide Bushing

Straight Type

Die Guide Components

SOB



Catalog No. SOB d 50 - D 65 - L 80

Catalog No.	d	D	L	d F7	D m6	Applicable washer
			35			
	35	45	40	35	45	-
			50			
			60			
	38	48	30	38		-
			40			
			15			
			20			
			25		+0.025 +0.009	
			30			
		50	35		50	SOBW40
			40			
	40		50	40		
			60			
			70			
SOB			80			
			15	+0.050 +0.025		
			25			
			30			
		55	35			-
			40			
			50		55	
			60			
			30			
		55	35		+0.030 +0.011	
			40			
			50			
	45		60	45		SOBW45
			30			
			35			
		56	40		56	
			50			
			60			

Catalog No.	d	D	L	d F7	D m6	Applicable washer
			30			
			35			
			40			
	45	60	50	45		-
			60			
			70			
			80			
			20		60	
			30			
			35			
		60	40			
			50			
			60			
			70			
			80	+0.050 +0.025		
			30			
			35			
	50	62	40	50	62	SOBW50
			50			
SOB			60			
			70			+0.030 +0.011
			80			
			30			
			40			
			50			
		65	60		65	
			70			
			80			
			100			
			30			
			35			
	55	70	40	55	70	SOBW55
			50			
			60			
			70			
			30	+0.060 +0.030		
			35			
			40			
	60	74	50	60	74	SOBW60
			60			
			70			
			80			

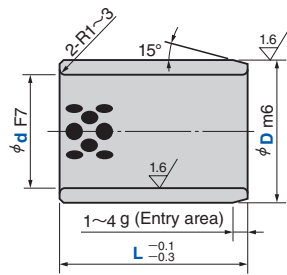
Die Guide Components

Guide Bushing

Straight Type

Die Guide Components

SOB



Catalog No. SOB d 100 - D 120 - L 120

Catalog No.	d	D	L	d F7	D m6	Applicable washer
		74	100		74	
		30				
		35				
		40				
	60	75	50	60	75	SOBW60
		60				
		70				
		80				
		100			+0.030 +0.011	
	63	75	60	63	75	—
		80				
		40				
		50				
	65	80	60	65	80	SOBW65
		70				
SOB		80			+0.060 +0.030	
		30				
		35				
		40				
		50				
		60				
		70				
	70	80	70	70	80	SOBW70
		60				
		70				
		80				
		100			+0.035 +0.013	
		50				
		60				
		70				
		80				
		100				
		90				—
		80				
		100				
		90				
	75	90	50	75		SOBW75
		60				
		70				

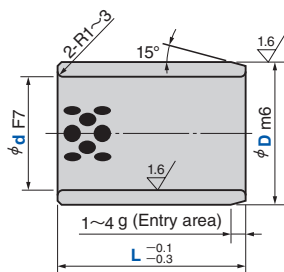
Catalog No.	d	D	L	d F7	D m6	Applicable washer
		90	80		90	
		100				
	75	95	60	75	95	SOBW75
		70				
		80				
		100				
		20				
		40				
		50				
		60				
		70			+0.060 +0.030	
		80				
	80	100	100	80		SOBW80
		40				
		50				
		60				
		70				
		80				
		100				
		120				
SOB		100	70			
		80				
		100				
		120				
		140			+0.035 +0.013	
		25				
	85	100	60	85		—
		80				
		30				
		50				
		60				
		70				
	90	110	70	90	110	SOBW90
		80				
		90				
		100			+0.071 +0.036	
		120				
		115	100		115	
		40				
		50				
		60				
	100	120	70	100	120	SOBW100
		80				
		90				
		100				
		120				

Guide Bushing

Straight Type

Die Guide Components

SOB



Catalog No. SOB d 120 D 140 L 100

Catalog No.	d	D	L	d F7	D m6	Applicable washer		
SOB	100	120	140	100		120	+0.035 +0.013	SOBW100
			50					
			70					
	110	130	80	110	130		—	
			100					
			120					
	120	140	70	120	+0.071 +0.036	140	SOBW120	
			80					
			90					
	125	145	100	125	145	+0.040 +0.015		
			120					
			80					
130	150	100	130	150				
		130						
		140						
140	160	100	140	160				
		140						
		80						
150	170	100	150	+0.083 +0.043	170			
		150						
		80						
160	180	100	160	180		—		
		150						
		100						
170	190	100	170	190				
		150						
		100						
180	200	100	180	200	+0.046 +0.017			
		150						
		100						
190	210	100	190	210				
		150						
		100						
200	230	150	200	+0.096 +0.050	230			
		200						