

## AERIAL CAM UNIT

グレード	加工力 kN (tonf)			ストローク	Catalog No.	W	θ	圧力源 PS
	100万回標準	100万回条件付	30万回条件付					
<b>Sky</b>	24.5(2.5)	36.8( 3.7)	49.0( 5.0)	Short	VACSS	72	00~80 (5°ピッチ)	GK NGK
<b>Yellow</b>	40.2(4.1)	60.3( 6.1)	80.4( 8.2)		VACYS			ISO
<b>Pink</b>	51.9(5.3)	77.4( 7.9)	103.7(10.6)		VACPS			ISOL
<b>Black</b>	77.4(7.9)	103.7(10.6)	127.4(13.0)		VACBS			GK NGK

ISO, ISOL: Coil Spring GK: Gas Spring (KALLER) ・圧力源に、ISOL: Longlifeタイプが追加されました。  
 NGK: Gas Spring 無 スプリング取付部品は付属します。

Order	Catalog No.	W	θ	PS	Option
	VACSS	72	10	ISOL	
	VACYS	72	10	NGK	SC55-WC90
	VACPS	72	10	GK	NF-SC60-K

Option	オプションコード	仕様
	NF	窒素ガス充填無し。
	SC	マウント面長を1~60mmの範囲(指定1mm単位)で前方に伸ばします。
	WC	マウント面幅(W)を90mmに拡張します。ただしSC併用の場合、SCは最大で55mmとなります。
	K	専用のキーが付属します。

キー詳細P.390参照。

### ■スプリング力

●ISO仕様  
 Sky, Yellow, Pink共通

θ	初圧		終圧		使用スプリング
	N	kgf	N	kgf	
00-50	359	36.7	4551	464	TJH40-139
55	288	29.4	2761	282	TJM40-139
60	383	39.1	4543	464	TJH40-152
65	359	36.7	4191	428	TJH40-139
70	362	36.9	4125	421	TJH40-115
75	374	38.2	3931	401	TJH40-89
80	390	39.8	3774	385	TJH40-64

●ISOL仕様

θ	初圧		終圧		使用スプリング
	N	kgf	N	kgf	
00-50	173	17.6	2189	223	TJM40-139
55	180	18.4	1728	176	TJL40-139
60	184	18.8	2183	223	TJM40-152
65	173	17.6	2016	206	TJM40-139
70	174	17.8	1984	202	TJM40-115
75	180	18.3	1888	193	TJM40-89
80	188	19.1	1813	185	TJM40-64

●Gas Spring仕様  
 Sky

θ	終圧		使用スプリング	終圧		使用スプリング
	N	kgf		N	kgf	
00	3407	348	TU250-38.1	6930	707	X500-38
05	3407	348	TU250-38.1	6930	707	X500-38
10	3407	348	TU250-38.1	6930	707	X500-38
15	3407	348	TU250-38.1	6930	707	X500-38
20	3407	348	TU250-38.1	6930	707	X500-38
25	3407	348	TU250-38.1	6930	707	X500-38
30	3407	348	TU250-38.1	6930	707	X500-38
35	3407	348	TU250-38.1	6930	707	X500-38
40	3407	348	TU250-38.1	6930	707	X500-38
45	3407	348	TU250-38.1	6930	707	X500-38
50	3407	348	TU250-38.1	6930	707	X500-38
55	3362	343	TU250-50	6793	693	X500-50
60	3277	334	TU250-50	6543	668	X500-50
65	3340	341	TU250-38.1	6733	687	X500-38
70	3205	327	TU250-38.1	6647	678	X500-32
75	3260	333	TU250-25	6564	670	X500-25
80	3285	335	TU250-16	6568	670	X500-16

Yellow, Pink, Black共通

### ■カムストローク

θ	ストローク mm
00	22.5
05	24.8
10	27.2
15	29.7
20	32.3
25	35.0
30	38.0
35	41.3
40	45.0
45	49.3
50	54.5
55	75.0
60	76.0
65	75.7
70	76.0
75	73.4
80	74.9

### ■重量\*1

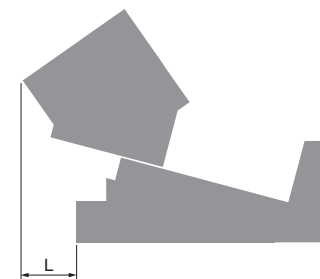
θ	全重量 kg	カムスライダ重量 kg	取付工具重量*2 kg
00	19.0	6.9	4.4
05	18.9	6.9	4.4
10	18.9	6.9	4.5
15	19.0	6.9	4.6
20	18.9	6.9	4.8
25	18.9	6.9	5.0
30	18.7	6.9	5.3
35	18.6	6.9	5.6
40	18.6	6.9	6.1
45	18.4	6.9	6.9
50	18.9	6.9	8.0
55	20.3	7.4	9.6
60	20.6	7.6	9.4
65	21.0	8.0	9.0
70	22.0	8.9	8.1
75	22.8	9.5	7.5
80	23.8	10.4	6.6

\*1 上記数値は、SC/WCオプション無しの場合です。SC/WCオプション有りの場合はスライダ重量が増えます。取付工具重量を軽減してください。  
 \*2 取付工具重量は目安値です。厳密にはプレス速度により変わります。

### ■後方抜きスペース

●Coil Spring仕様  
 Gas Spring仕様

θ	L mm
00	7.3
05	15.4
10	21.8
15	27.6
20	38.3
25	50.3
30	62.3
35	71.2
40	79.9
45	88.4
50	93.7
55	82.9
60	87.8
65	96.0
70	111.1
75	121.1
80	131.5



### AERIAL CAM UNIT

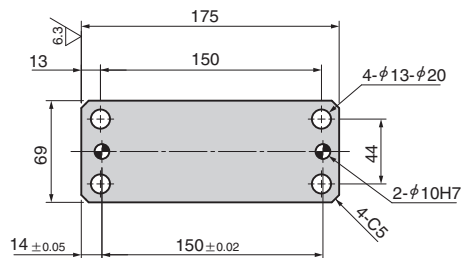
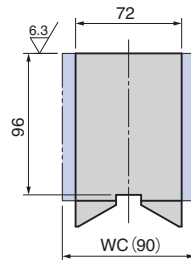
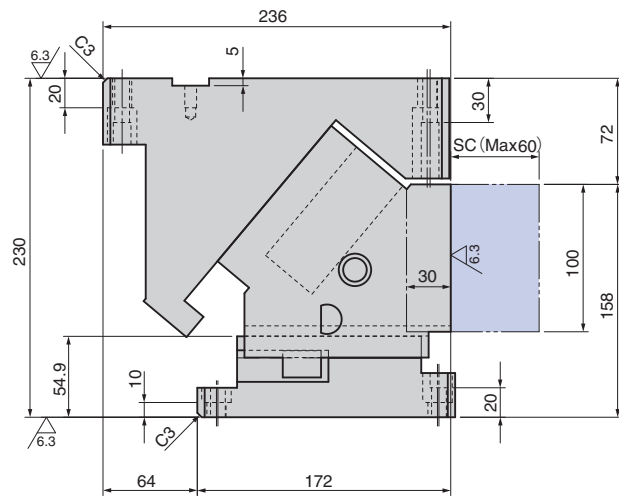
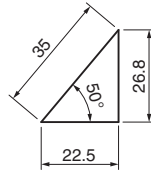
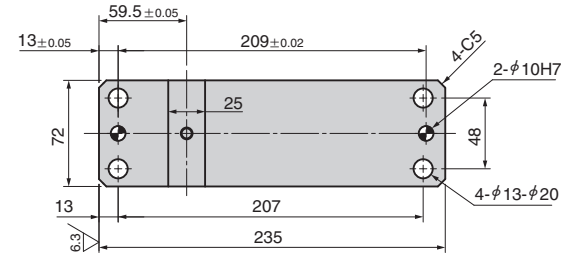
VACSS72-00  
VACYS72-00  
VACPS72-00  
VACBS72-00

CAD  
FILE

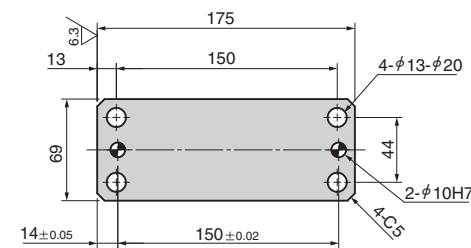
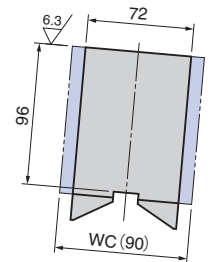
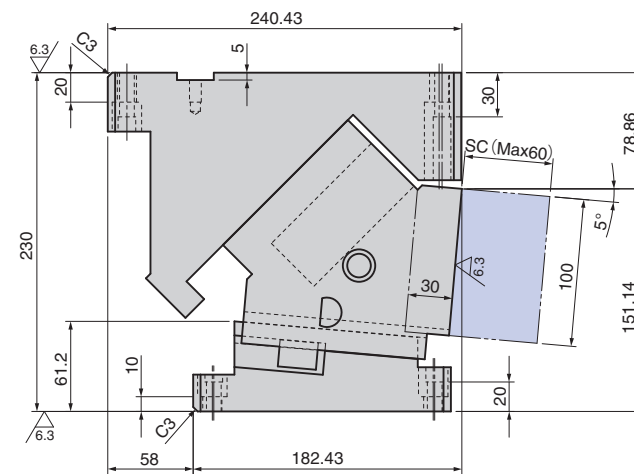
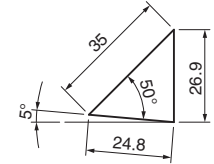
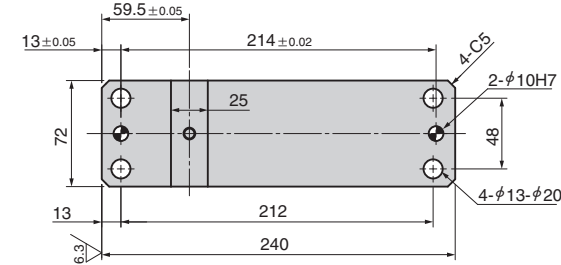
VACSS72-05  
VACYS72-05  
VACPS72-05  
VACBS72-05

CAD  
FILE

● Cam Diagram



● Cam Diagram



### AERIAL CAM UNIT

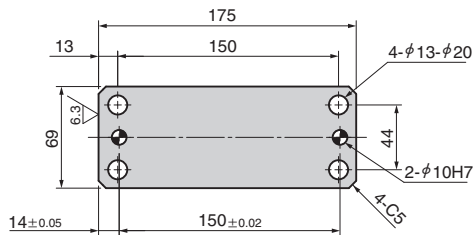
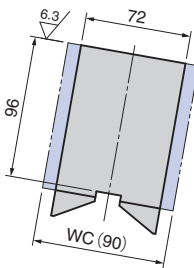
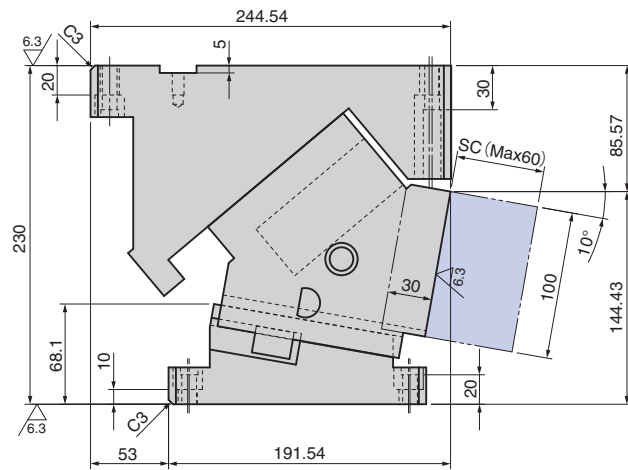
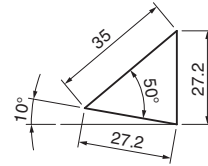
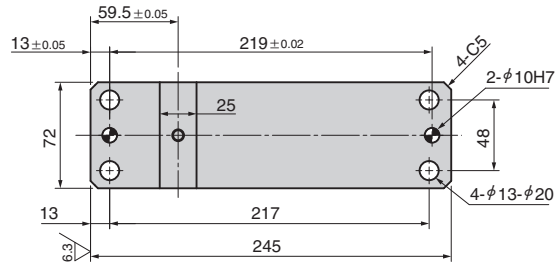
VACSS72-10  
VACYS72-10  
VACPS72-10  
VACBS72-10

CAD  
FILE

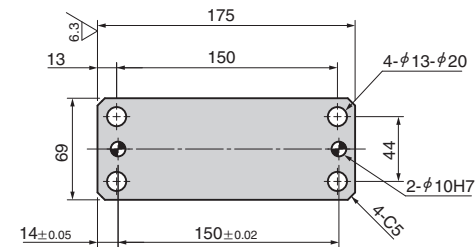
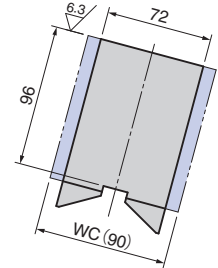
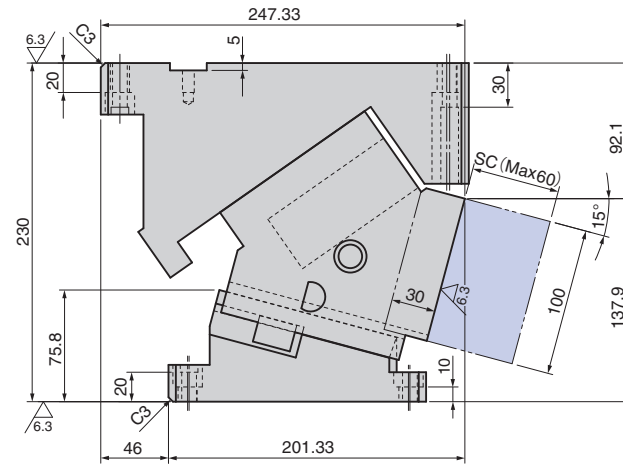
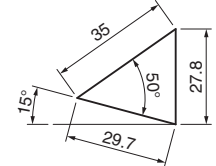
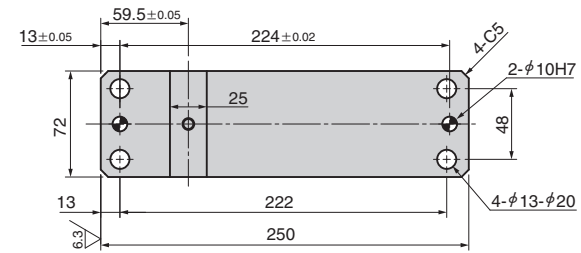
VACSS72-15  
VACYS72-15  
VACPS72-15  
VACBS72-15

CAD  
FILE

● Cam Diagram



● Cam Diagram



### AERIAL CAM UNIT

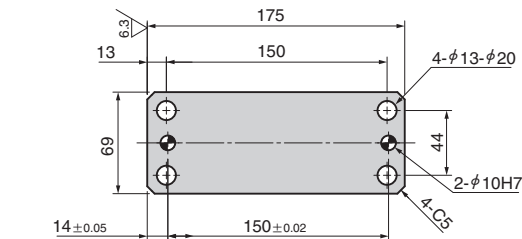
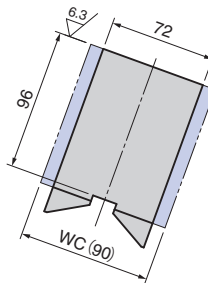
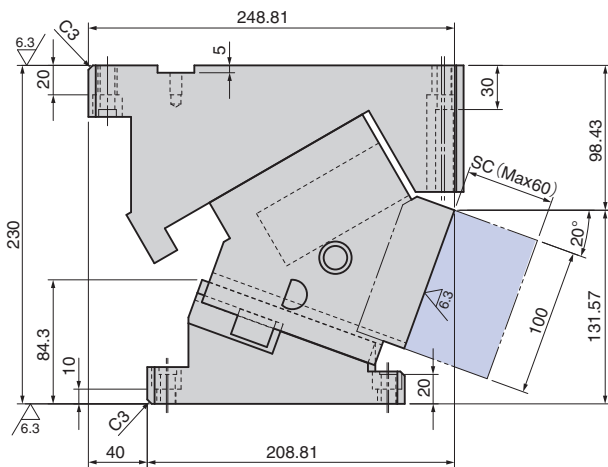
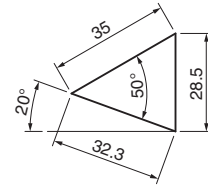
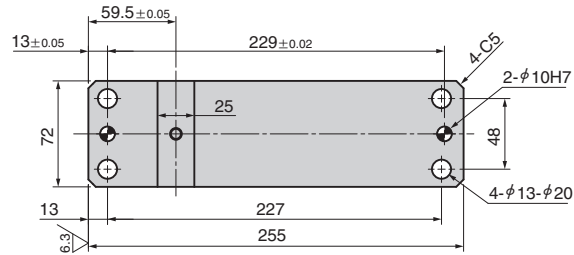
VACSS72-20  
VACYS72-20  
VACPS72-20  
VACBS72-20

CAD  
FILE

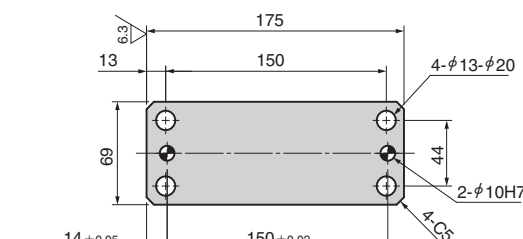
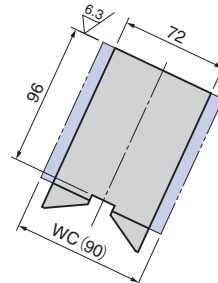
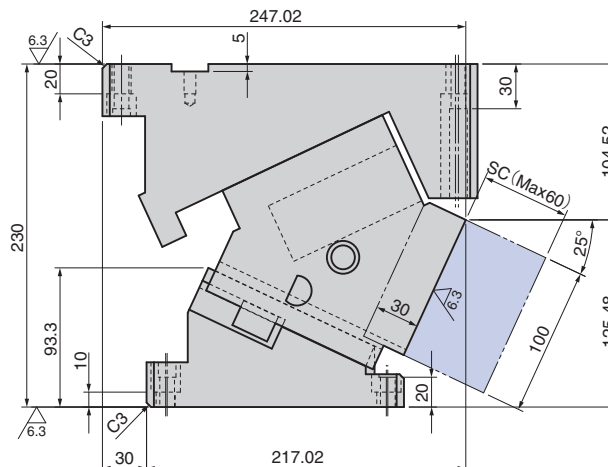
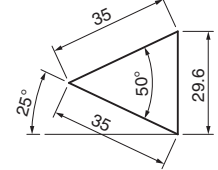
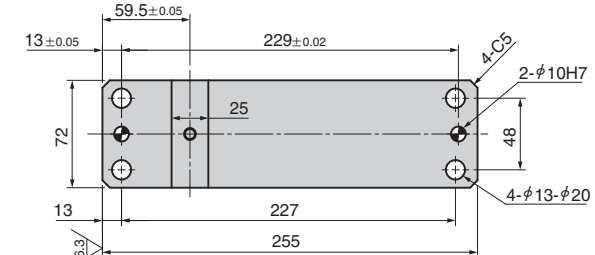
VACSS72-25  
VACYS72-25  
VACPS72-25  
VACBS72-25

CAD  
FILE

● Cam Diagram



● Cam Diagram

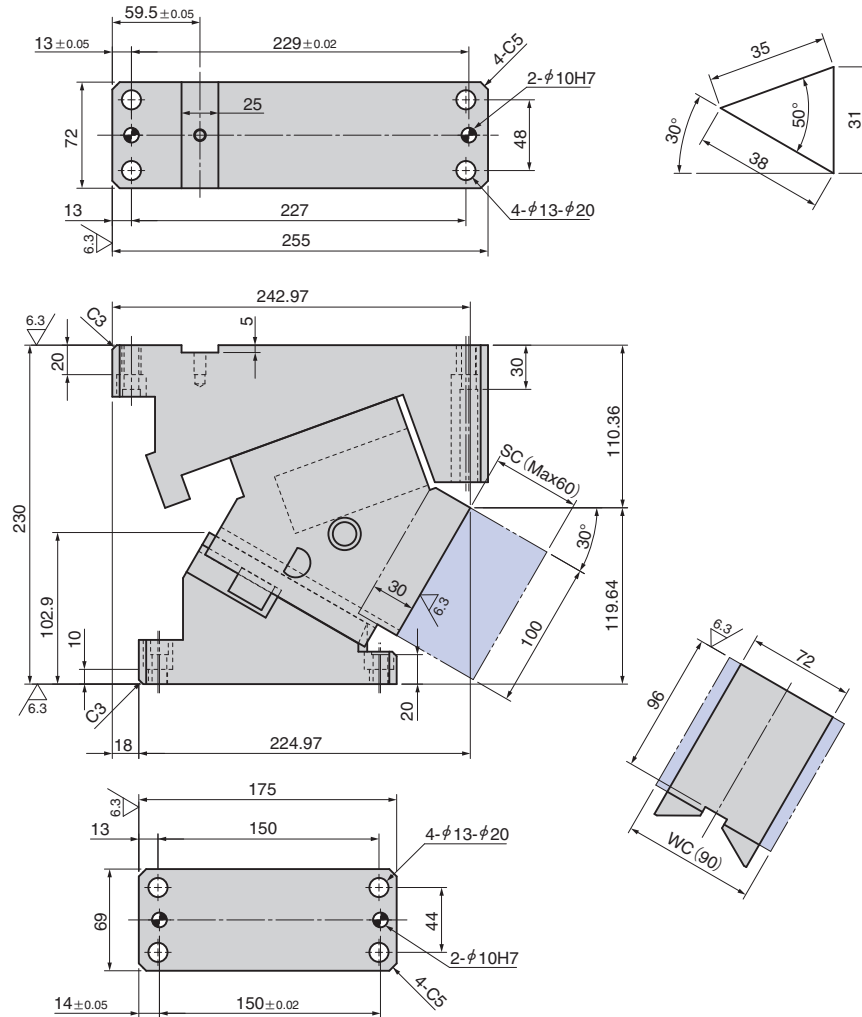


### AERIAL CAM UNIT

VACSS72-30  
VACYS72-30  
VACPS72-30  
VACBS72-30

CAD  
FILE

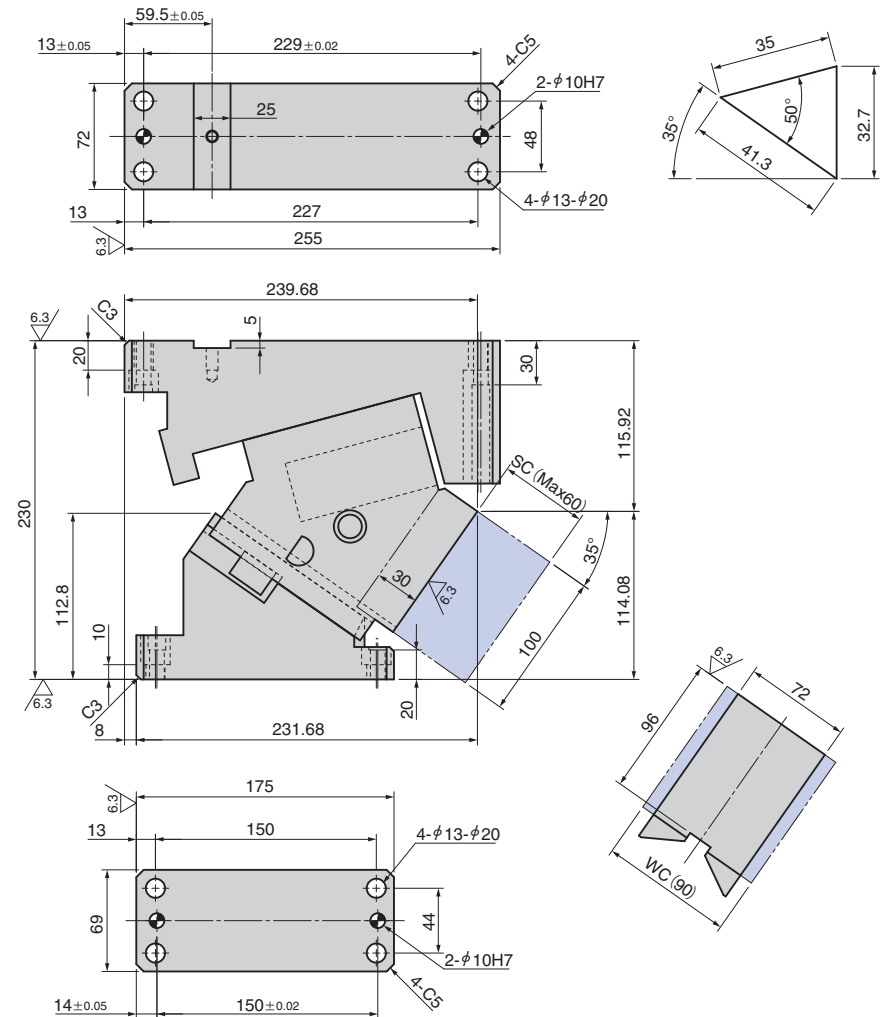
● Cam Diagram



VACSS72-35  
VACYS72-35  
VACPS72-35  
VACBS72-35

CAD  
FILE

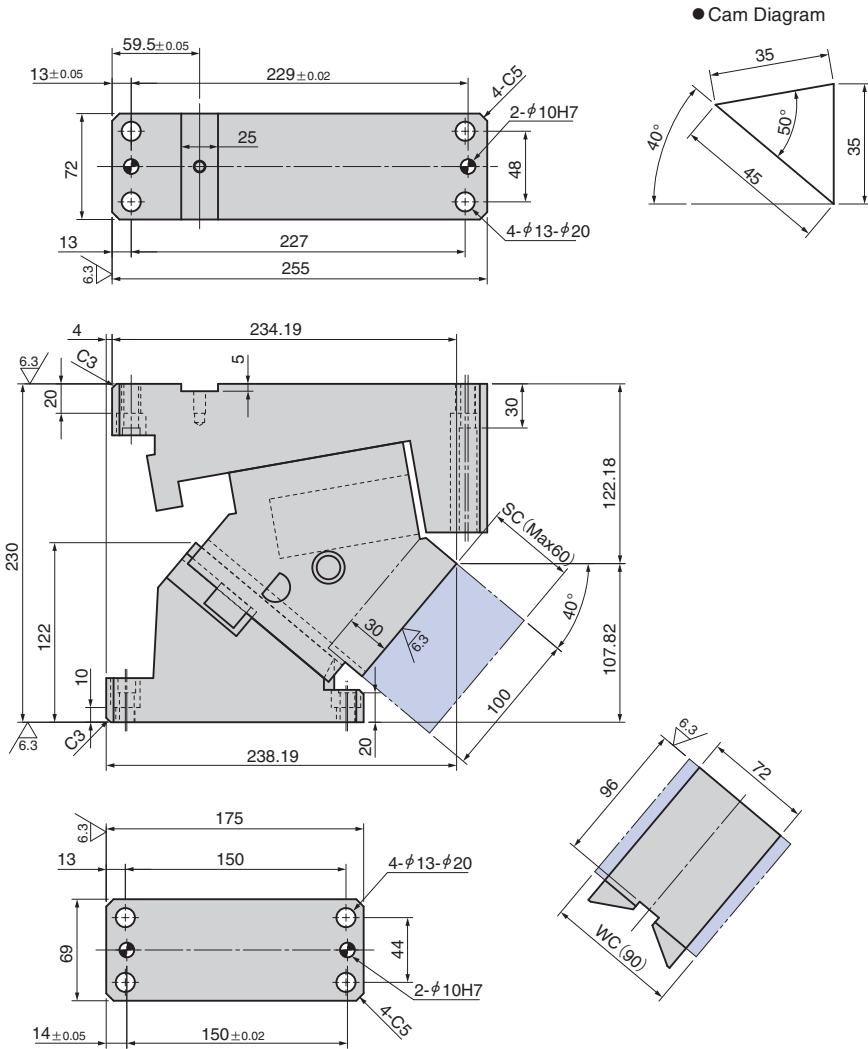
● Cam Diagram



### AERIAL CAM UNIT

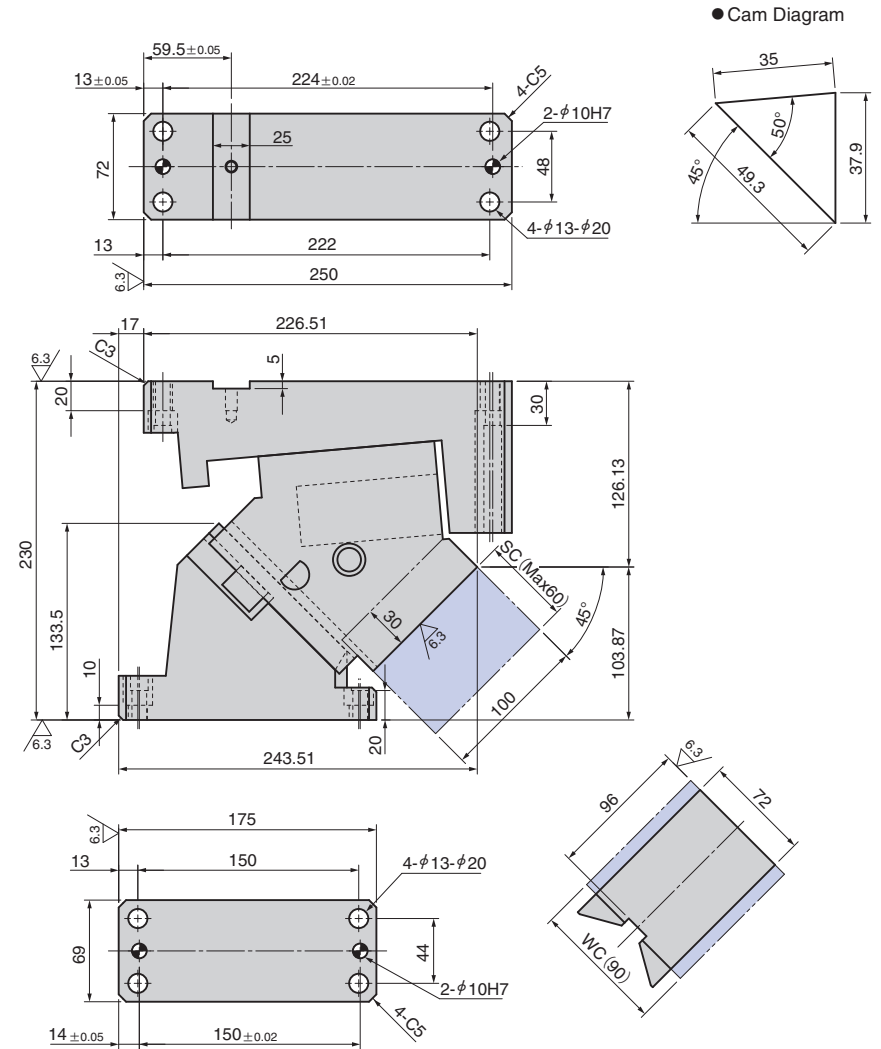
VACSS72-40  
VACYS72-40  
VACPS72-40  
VACBS72-40

CAD  
FILE



VACSS72-45  
VACYS72-45  
VACPS72-45  
VACBS72-45

CAD  
FILE

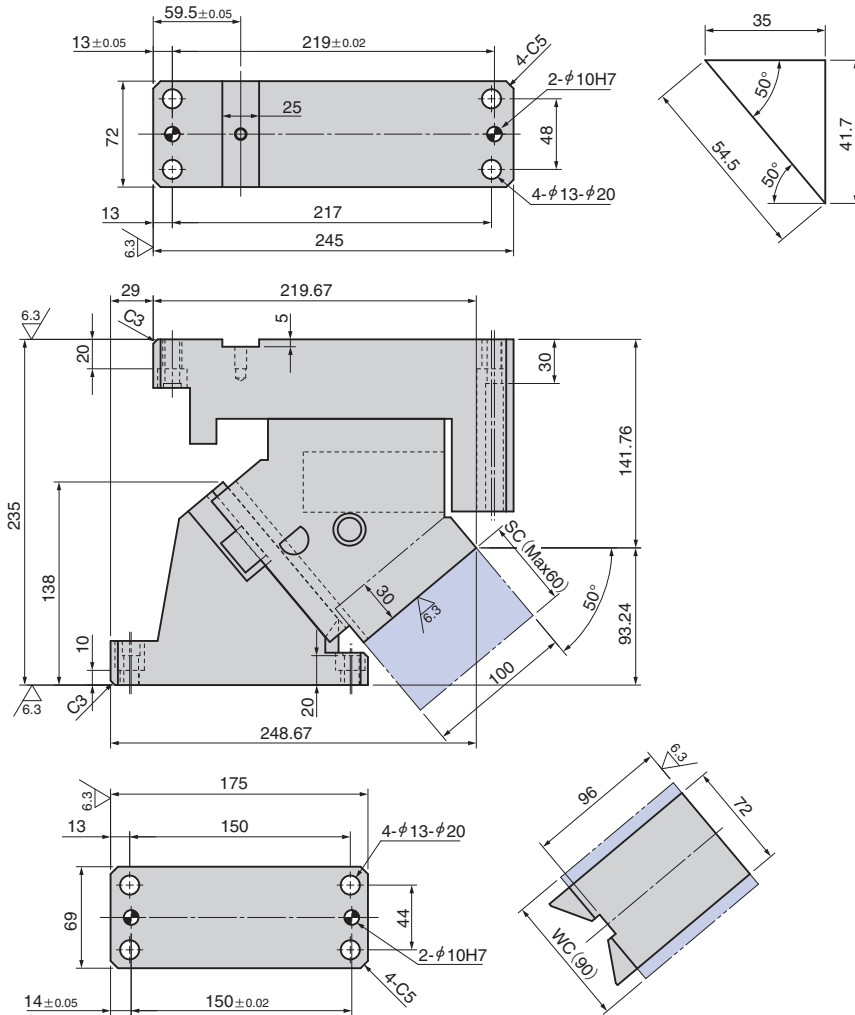


### AERIAL CAM UNIT

VACSS72-50  
VACYS72-50  
VACPS72-50  
VACBS72-50

CAD  
FILE

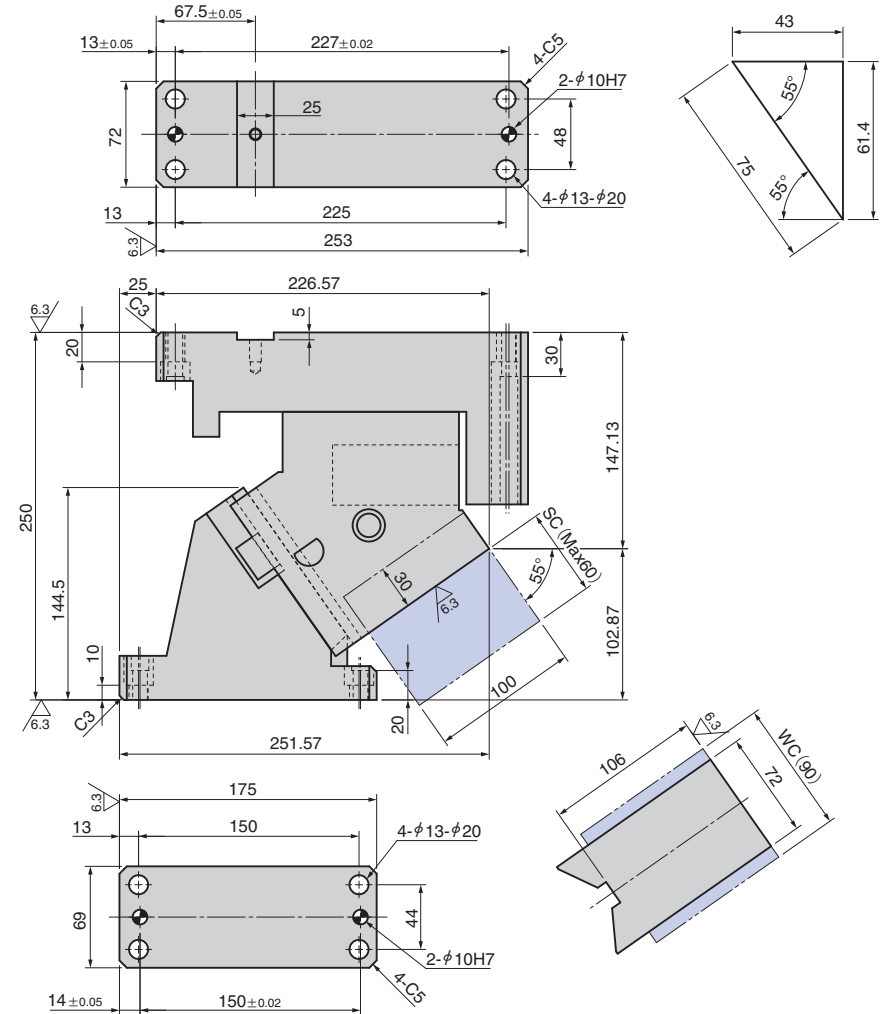
● Cam Diagram



VACSS72-55  
VACYS72-55  
VACPS72-55  
VACBS72-55

CAD  
FILE

● Cam Diagram



### AERIAL CAM UNIT

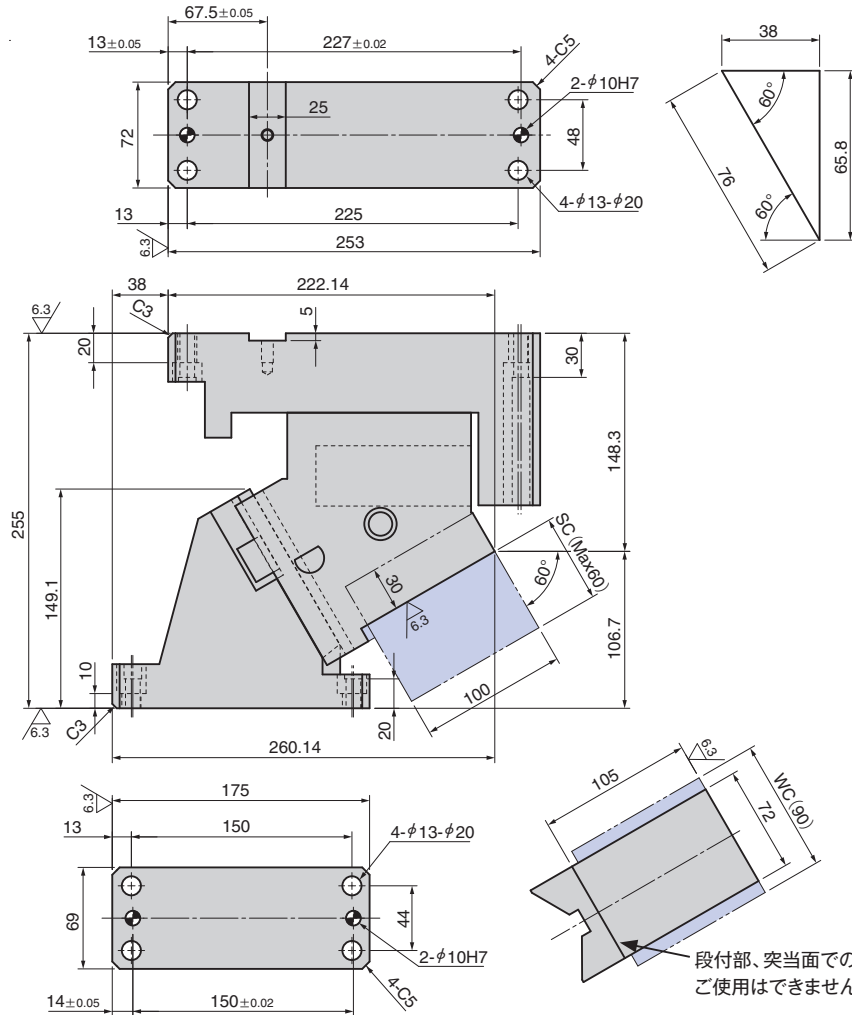
VACSS72-60  
VACYS72-60  
VACPS72-60  
VACBS72-60

CAD  
FILE

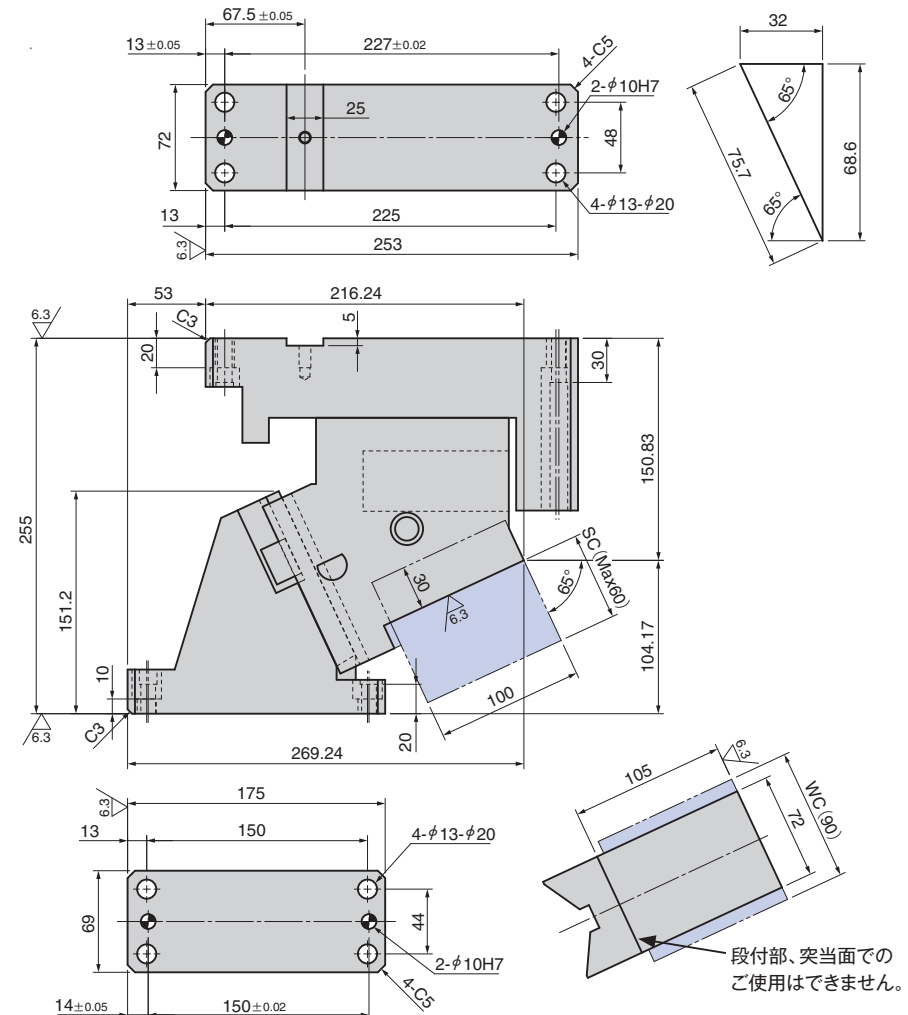
VACSS72-65  
VACYS72-65  
VACPS72-65  
VACBS72-65

CAD  
FILE

● Cam Diagram



● Cam Diagram





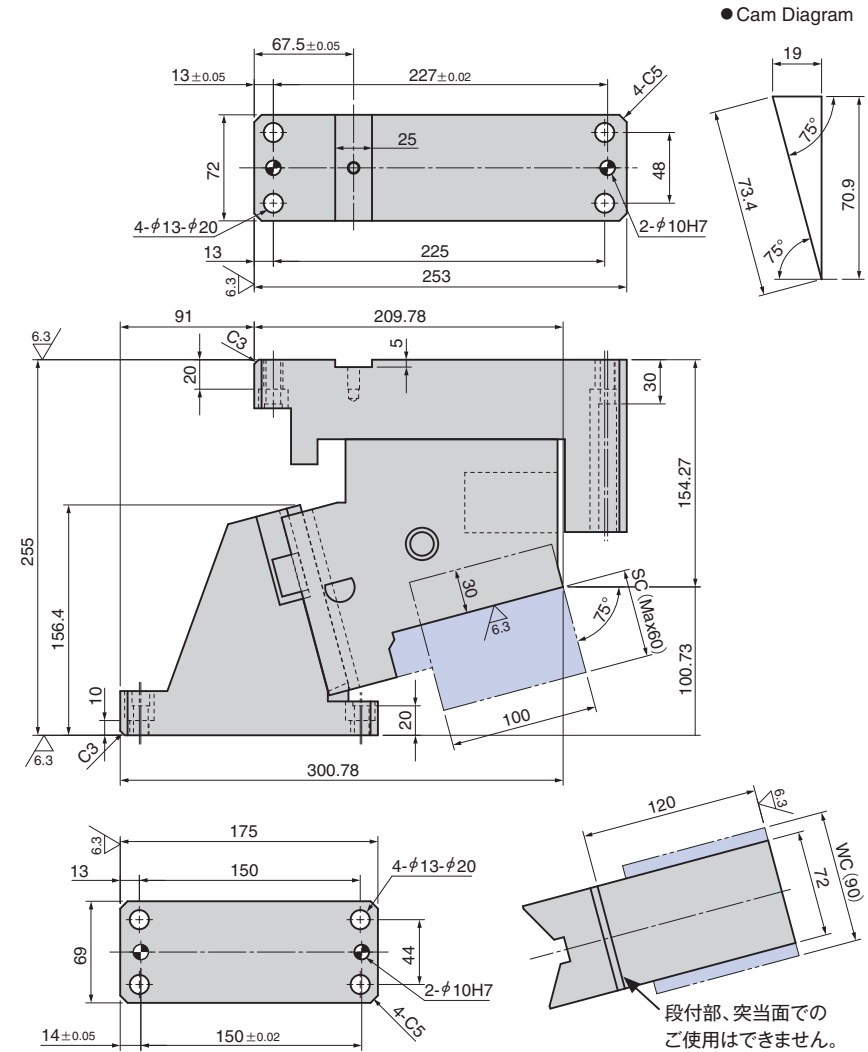
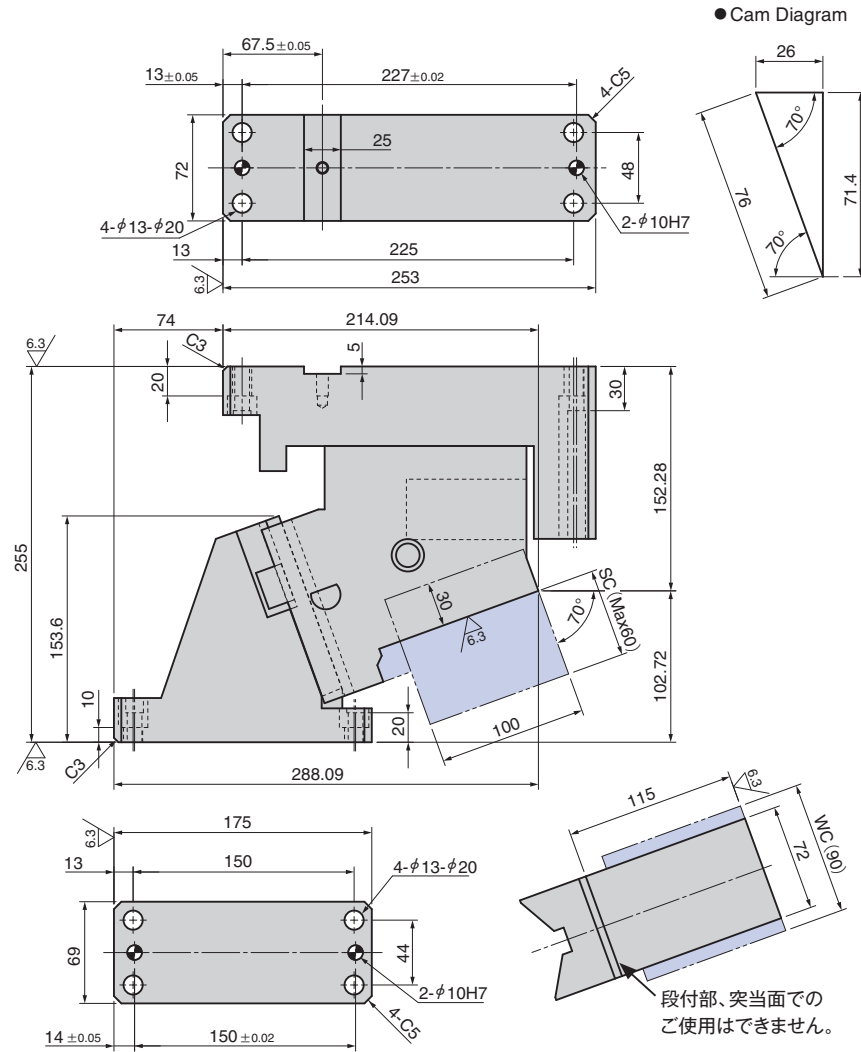
### AERIAL CAM UNIT

VACSS72-70  
VACYS72-70  
VACPS72-70  
VACBS72-70

CAD  
FILE

VACSS72-75  
VACYS72-75  
VACPS72-75  
VACBS72-75

CAD  
FILE

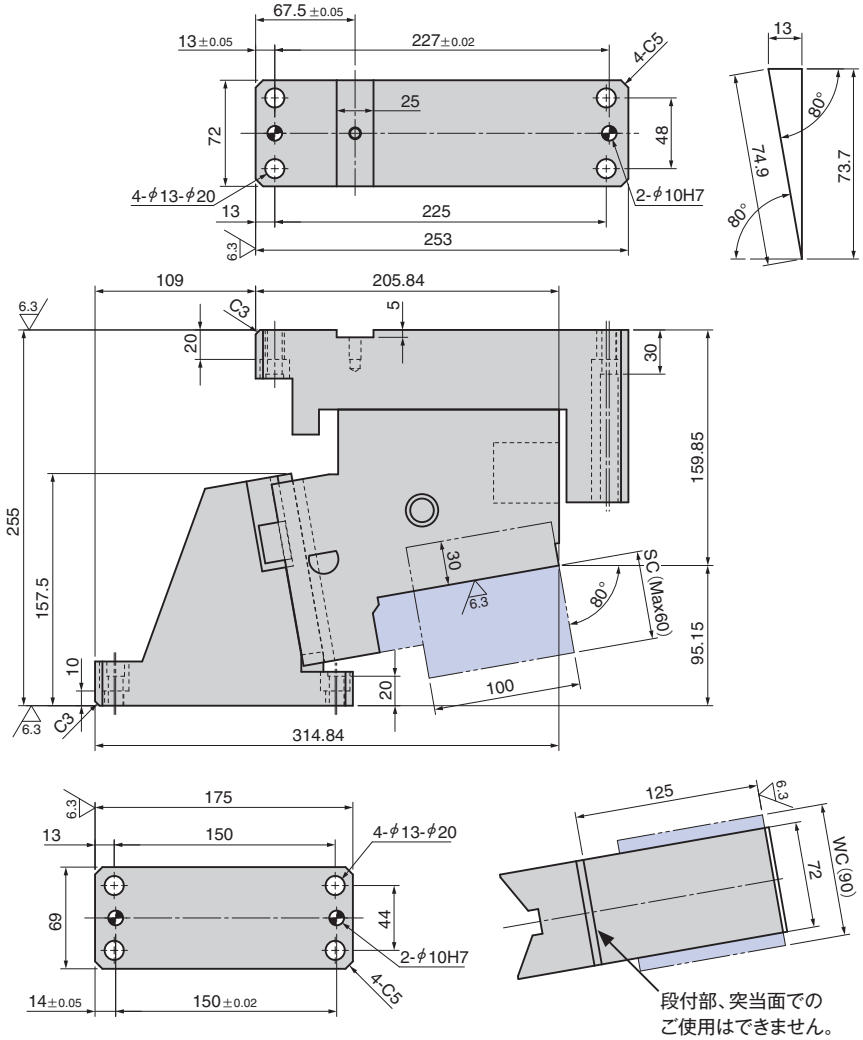


## AERIAL CAM UNIT

VACSS72-80  
 VACYS72-80  
 VACPS72-80  
 VACBS72-80



● Cam Diagram



▶ 部品表P.392参照。

