

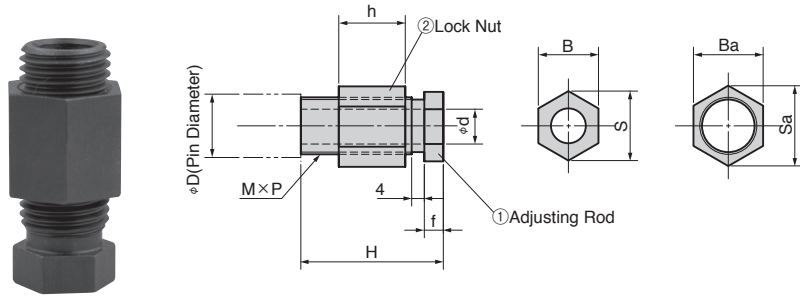
Adjusting Rod Set

FOR DIRECT EJECTOR PIN

RoHS

RoHS

AHS



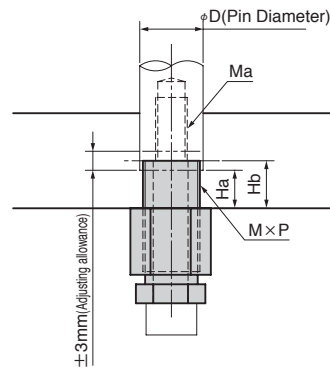
Material: S45C (Thermal refining: HRC23 to 28)
 (C45 A 1045)
 Surface treatment: Black oxide

① Adjusting Rod						② Lock Nut			Catalog No.	D
M×P	H	d	f	B	S	h	Ba	Sa		
M14×1.5	42	9	6	14	16.2	21	17	19.6	AHS	16
M18×1.5	45	11	6	19	21.9	21	22	25.4		20
M22×1.5	49	13	7	22	25.4	21.5	27	31.2		25
M27×1.5	55	13	7	27	31.2	26	32	37.0		30
M30×1.5	58	13	7	32	37.0	28	36	41.6		35
M36×1.5	60.5	17	7	38	43.9	29	41	47.3		40

Order
 AHS 25

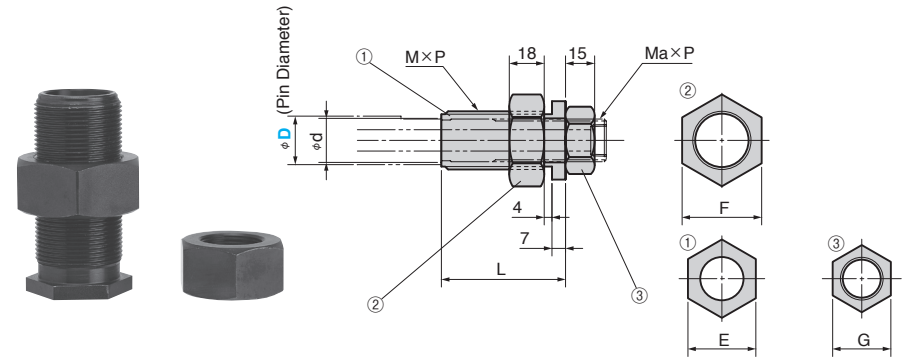
Installation procedure on Ejector Plate

Direct Ejector Pin D	Ma×Depth	Hexagonal Socket Head Bolt for Fixing	M×P	Ha	Hb
16	M 8×16	M 8×55	M14×1.5	9	12
20	M10×20	M10×60	M18×1.5	12	15
25	M12×24	M12×70	M22×1.5	14.5	17.5
30	M12×24	M12×75	M27×1.5	16	19
35	M12×24	M12×80	M30×1.5	17	20
40	M16×32	M16×85	M36×1.5	18.5	21.5



Ha: Tapped hole depth of ejector plate
 Hb: Adjusting reference (center of ± 3 mm)

RAHS (For Inclined Pin Type with Cooling Hole)



Material: S45C (Thermal refining: HRC 23 to 28)
 (C45 A 1045)
 Surface treatment: Black oxide

M×P	L	d	F	E	G	Ma×P	Catalog No.	D
M30×1.5	63	22.3	41	35	32	M22×1.5	RAHS	25
M36×1.5	67	27.3	46	38	34	M27×1.5		30

Order
 RAHS 25

EX Example

