

Lifter

EMBEDDED AND FC TYPE

CAD
FILE

Table of Components

No.	Description	Qty	Material and Remark
①	Slide Pin	1	FC250 with Graphite
②	Stopper	1	SK3 HRC58~
③	Coil Spring	1	TF or TL40(TOHATSU)

Travel S	H	L	L ₁	For TF		For TL	
				L ₂	L ₃	L ₂	L ₃
15			100			125	10
40	96	170	75	125	10	125	10
60			55			140	25

Travel S	③ Coil Spring TypeTF40				③ Coil Spring TypeTL40					
	Free Length	Mounting Length	Load(N)	Final Length	Final Load(N)	Free Length	Mounting Length	Load(N)	Final Length	Final Load(N)
15	150	121	485		735	150	121	1022	106	1551
40	175	146	415	106	988	175	146	876	106	2084
60	200	166	426		1178	200	181	502	121	2088

Catalog No.	Travel S	③ Type
FL	15	TF
FLN	40	TL
FLT	60	TL



Order

Catalog No. S Type
FLN 60 TL

Slide pin(①)

Catalog No.	Travel S
FLP (For FL)	15
FLNP (For FLN)	40
FLTP (For FLT)	60



Order

Catalog No. S
FLTP 60

Stopper (②)

Catalog No.
FLS



Order

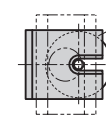
Catalog No.
FLS



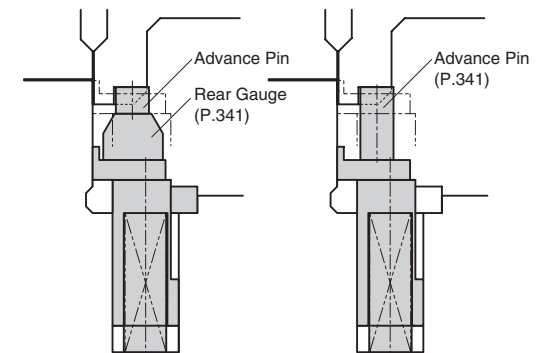
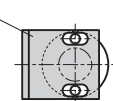
Example

• For FL

• For FLT



Lift Block (P.341)



A Machine the FLN type before use according to the customer's specification. Do not use the unit of same material where uneven load is applied.