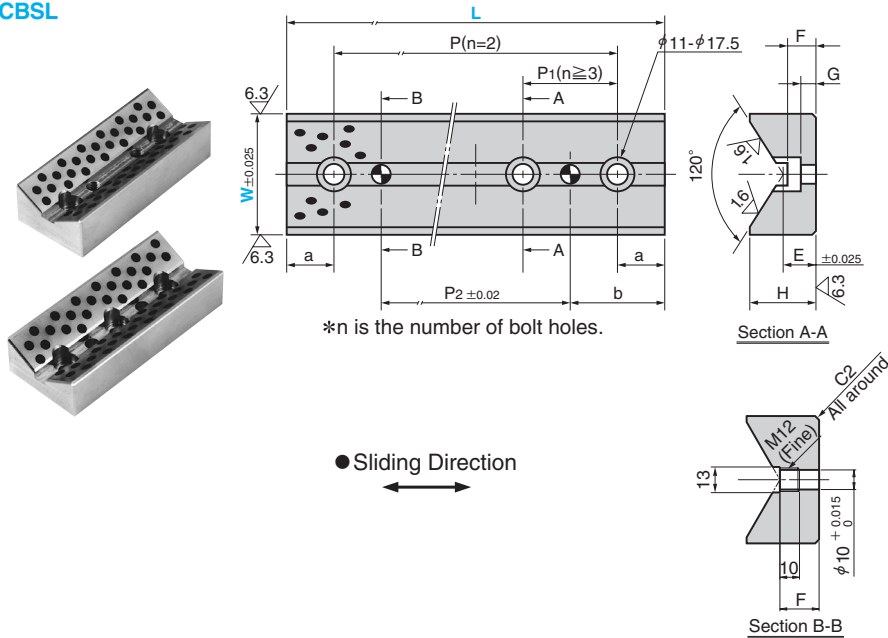


# Cam Slide Guides

V GUIDE TYPE

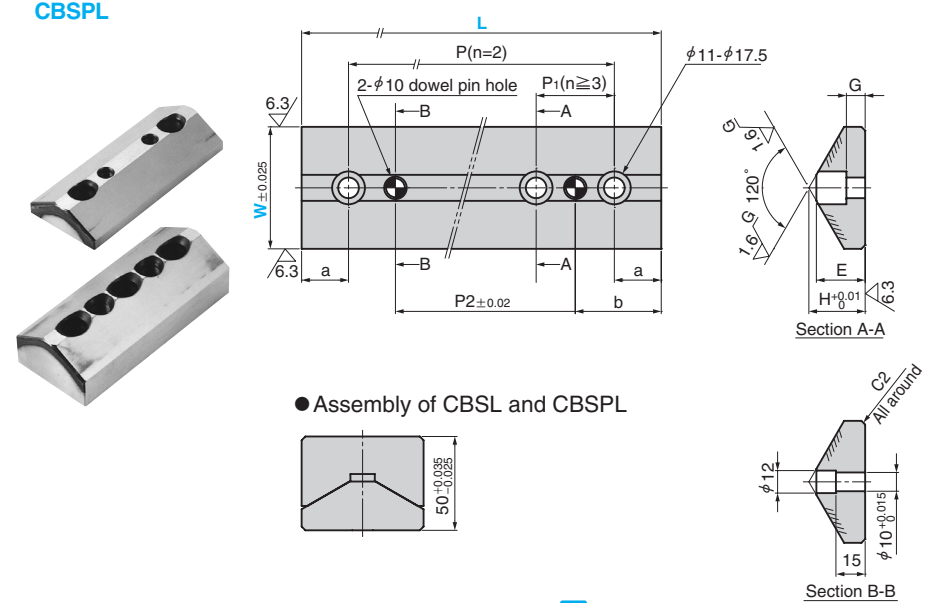


CBSL



Material : Bronze with Graphite (SO#50 SP2)

CBSPL



⚠ Dowel plug tap not included  
Material : S45C  
Hardness : HRC55 or more  
Area to be Induction Hardened (Hatched Area)

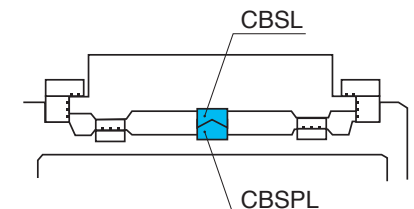
H	a	b	P	P <sub>1</sub>	No. of Bolt Holes n	P <sub>2</sub>	E	F	G	Catalog No.	W	L
37	20	40	60	—	2	20	20	20	10	CBSL	65	100
			75			25						125
	25	50	100	50	150							
			—	75	100	3						100
	150	250										

Order **Catalog No.** CBSL **W** 65 **L** 150

H	a	b	P	P <sub>1</sub>	No. of Bolt Holes n	P <sub>2</sub>	E	G	Catalog No.	W	L
30	20	40	60	—	2	20	26	10	CBSPL	65	100
			75			25					125
	25	50	100	50	150						
			—	75	100	3					100
	150	250									

Order **Catalog No.** CBSPL **W** 65 **L** 150

⚠ CBSL must be installed into the upper die, and CBSPL must be installed into the lower die to prevent foreign objects from being trapped between CBSL and CBSPL causing significant galling on these plates.



Cam Slide Components