

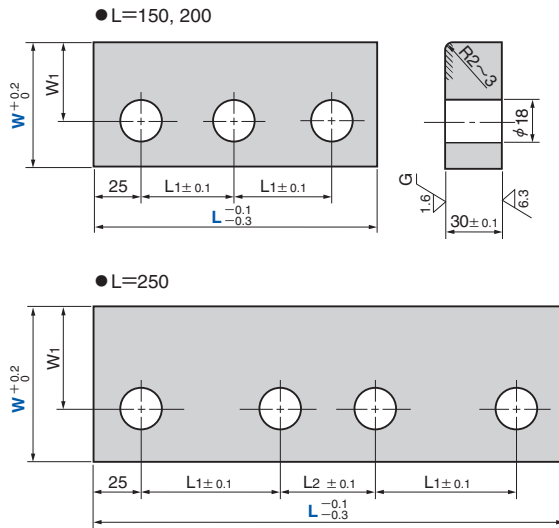
Cam Gib Plate

Steel Type

Cam Slide Components

SCUP

CAD FILE



(Material) 1045 (S45C)
(Hardness) HRC50~
Hatched area to be Induction Hardened

Catalog No.	W	L	W ₁	L ₁	L ₂
SCUP	67	150	42	50	50
		200			
		250			
	82	150	50	50	
		200			
		250			



Order

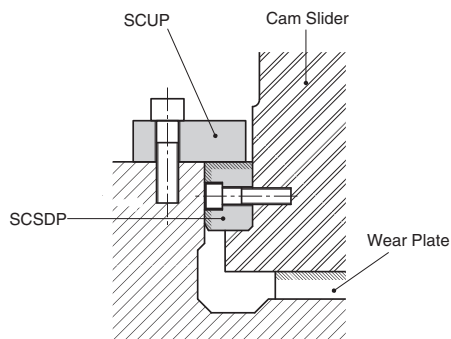
Catalog No. **SCUP** W **67** - L **150**



Example

● Use this with the combination below.

SCUP	SCSDP
W	T
67	20
82	35

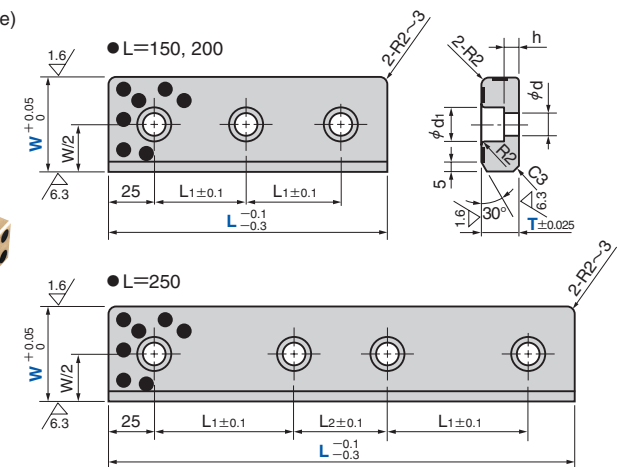


Cam Slide Plate

Cam Slide Components

SCSDP (Bronze and Side Type)

CAD FILE



● Sliding Direction



(Material) SO#50SP2

Catalog No.	W	L	T	L ₁	L ₂	d	d ₁	h
SCSDP	50	150	20	50	50	11	17.5	8
		200						
		250						
	75	150	35	50	50	13	20	20
		200						
		250						



Order

Catalog No. **SCSDP** W **50** - L **150** - T **20**