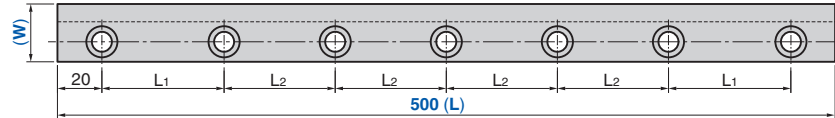
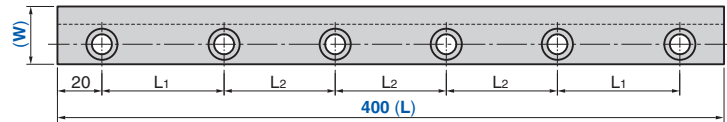
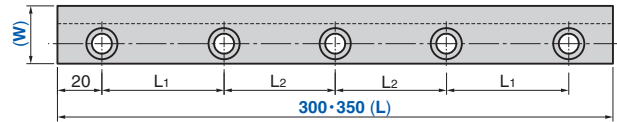
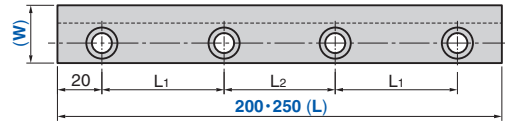
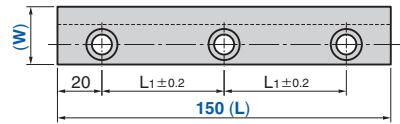
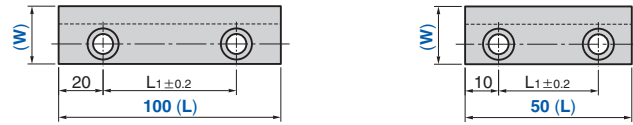
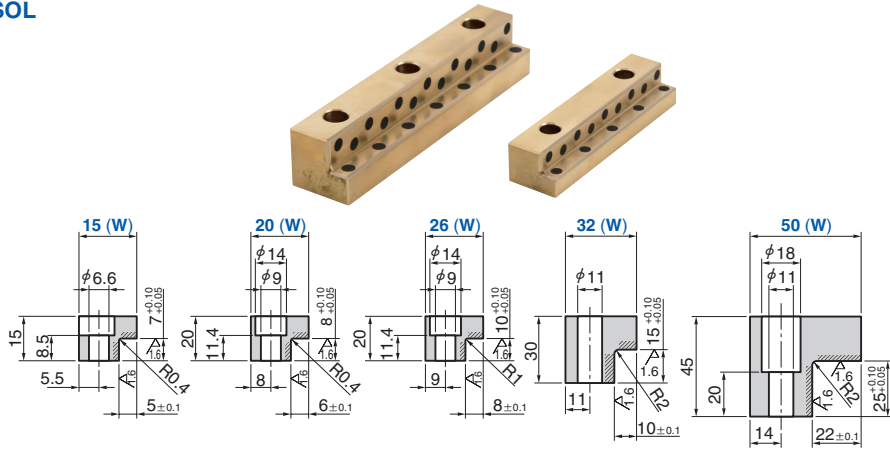


Slide L-Shape Plate

Bronze Type

Slide Components

SOL



● Sliding Direction



(Material) SO#50SP2

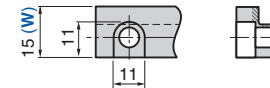
Catalog No.	W	L	Bolt Position		Mounting Bolt	
			L1	L2	Size	Quantity
		50	30			
	15	100	60	—	M6	2
		150				3
		200	55	50		4
	20	50	30			2
		100	60	—		3
		200	55	50	M8	4
SOL	26	100	60	—		2
		150	55			3
		200	55	50	4	
	32	100	60	—		2
		150	70	70		3
		200	75	70	M10	6
		400	75	70		4
50	200	55	50		4	
	300	70	70		5	
	350	65	65		7	
		500	80	75		



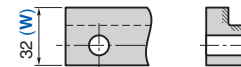
Order

Catalog No. SOL W 50 - L 200

● Mounting hole shape W=15



● Mounting hole shape W=32



Slide Components