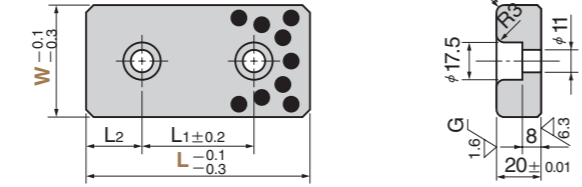


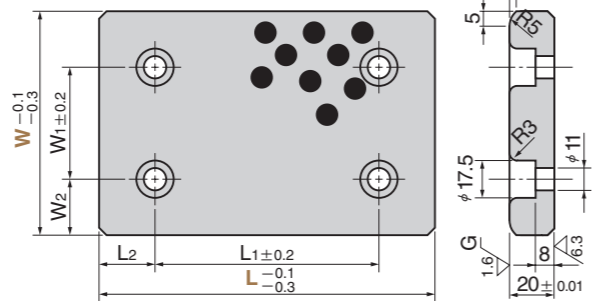
SESW



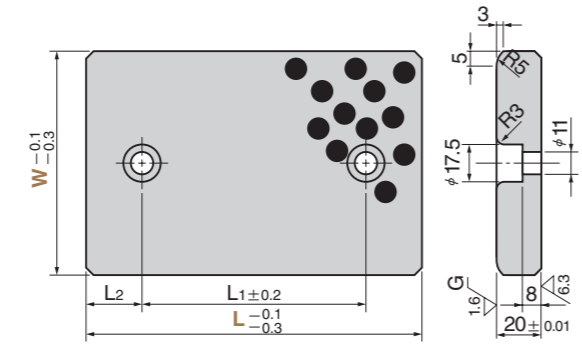
● W=28~75



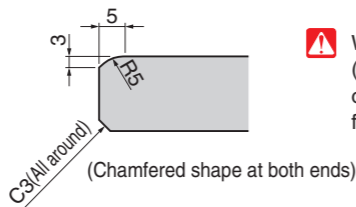
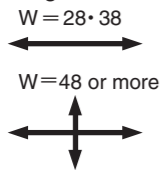
● W=100 more



SESWT  
(Bronze, 2-Hole Type)



● Sliding Direction



⚠ When the product is used at high temperature (150°C or more), the embedding specification of solid lubricant is different. Please contact us for details.

Material  
Base Bronze with Graphite (SP2)  
Solid lubricant (GR-1)

■ Operation Range

| Lubricant Type | Lubricating Condition       | Environment Condition | Max. Allowable Load P<br>N/mm <sup>2</sup> | Max. Allowable Sliding Speed V<br>m/min | Max. Allowable PV value<br>N/mm <sup>2</sup> ·m/min | Operation Range Temperature<br>°C |
|----------------|-----------------------------|-----------------------|--|---|---|-----------------------------------|
| GR-1           | No lubrication              | Atmosphere            | 100  | 15                                      | 150   | -50~+300                          |
|                | Regular lubrication(Grease) |                       |  | 30                                      | 200   | -50~+150                          |

■ Physical Properties

| Specific Gravity<br>g/cm <sup>3</sup> | Hardness<br>HB | Elongation<br>% | Tensile Strength<br>N/mm <sup>2</sup> | Linear Expansion Coefficient<br>×10 <sup>-5</sup> /°C |
|---------------------------------------|----------------|-----------------|---------------------------------------|---|
| 7.9                                   | 210 or more    | 12 or more      | 755 or more                           | 1.9   |

| W <sub>1</sub> | W <sub>2</sub> | L <sub>1</sub> | L <sub>2</sub> | Catalog No. | W   | L   |
|----------------|----------------|----------------|----------------|-------------|-----|-----|
|                |                | 45             | 15             |             |     | 75  |
|                |                | 50             | 25             |             | 28  | 100 |
|                |                | 100            |                |             |     | 150 |
|                |                | 45             | 15             |             |     | 75  |
|                |                | 50             | 25             |             | 38  | 100 |
|                |                | 100            |                |             |     | 150 |
|                |                | 45             | 15             |             |     | 75  |
|                |                | 50             |                |             |     | 100 |
|                |                | 75             | 25             |             | 48  | 125 |
|                |                | 100            |                | SESW        |     | 150 |
|                |                | 150            |                |             |     | 200 |
|                |                | 45             | 15             |             |     | 75  |
|                |                | 50             |                |             | 58  | 100 |
|                |                | 100            |                |             |     | 150 |
|                |                | 25             |                |             |     | 75  |
|                |                | 50             |                |             |     | 100 |
|                |                | 75             |                |             | 75  | 125 |
|                |                | 100            |                |             |     | 150 |
|                |                | 150            | 25             |             |     | 200 |
|                |                | 50             |                |             |     | 100 |
|                |                | 75             |                |             |     | 125 |
|                | 25             | 100            |                |             | 100 | 150 |
|                |                | 150            |                |             |     | 200 |
|                |                | 200            |                |             |     | 250 |
| 50             |                |                | 50             |             |     | 300 |
|                |                | 75             |                | SESW        |     | 125 |
|                |                | 100            |                | SESWT       |     | 150 |
|                | 37.5           | 150            | 25             |             | 125 | 200 |
|                |                |                |                |             |     | 250 |
|                |                | 200            | 50             |             |     | 300 |
|                |                |                | 75             |             |     | 350 |
| 100            | 25             | 100            |                |             |     | 150 |
|                |                | 150            | 25             |             | 150 | 200 |
|                |                | 200            |                |             |     | 250 |

\* W<sub>1</sub> and W<sub>2</sub> are the dimensions only for SESW (W=100 or more).

| Order | Catalog No. | W   | - | L   |
|-------|-------------|-----|---|-----|
|       | SESW        | 28  | - | 100 |
|       | SESWT       | 100 | - | 150 |

■ We are ready to accept requests or orders for special parts.