
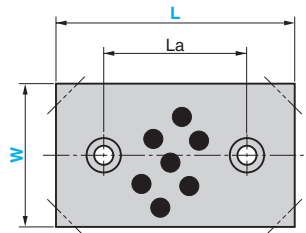


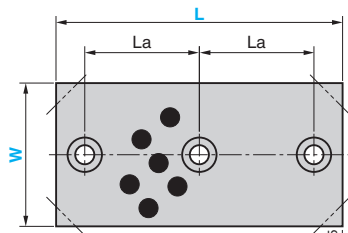
**UWP**  
**UWPC**(4-C chamfering Type)



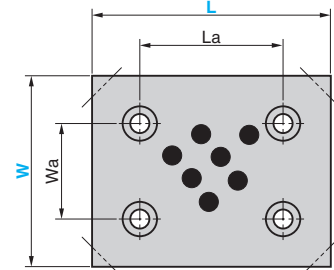
- W= 18 to 38, L= 50 to 100  
W= 48, L= 75 to 125



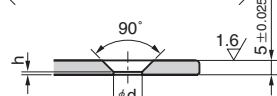
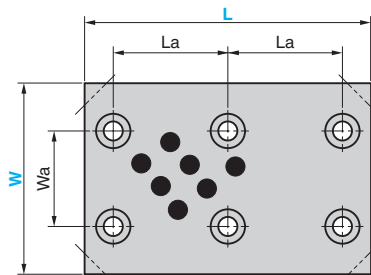
- W=18 to 48, L=150



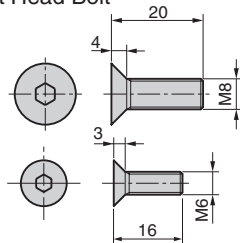
- W= 75, L= 75 to 125  
W= 100, L= 100 and 125



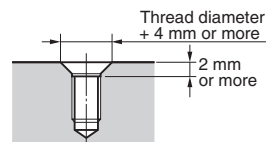
- W= 75 and 100, L= 150



● Flat Head Bolt



● Sliding Direction



⚠ When tapped holes for mounting are drilled on the mating part, chamfer corners as shown below.

Material : Bronze with Graphite (SO#50 SP2)  
Accessory : Flat Head Bolt

Wa	La	d	h	Mounting Bolt	Catalog No.	W	L
—	20	6.5	1.5	M6		18	50
	45						75
	70						100
—	60						150
	20						50
	45						75
—	70					28	100
	60						150
	20						50
—	45					38	75
	70						100
	60						150
—	45					UWP UWPC	75
	70						100
	60						150
—	70	10	0.8	M8		48	100
	95	125					
	60	150					
45	45					75	75
	70						100
	95						125
70	60					100	150
	70						100
	95						125
70	95					100	125
	60						150

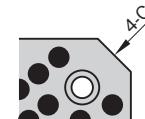


Order

Catalog No.	W	—	L
UWP	75	—	150
UWPC	48	—	100

● UWPC 4-C chamfering specification

W	Size of chamfering
28	10
38	13
48	13
75	17
100	17



■ We are ready to accept requests or orders for special parts.