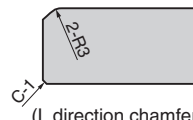
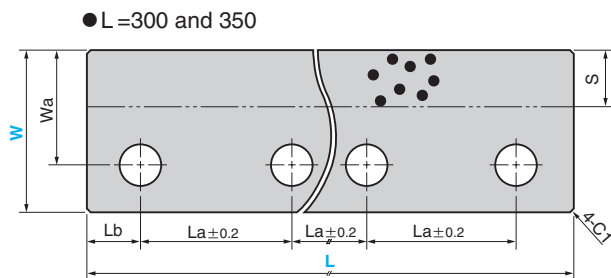
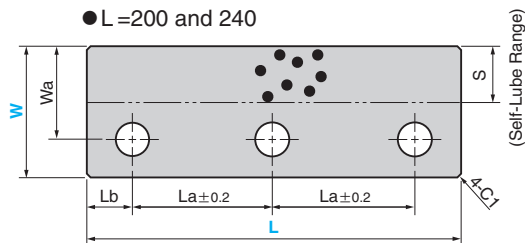
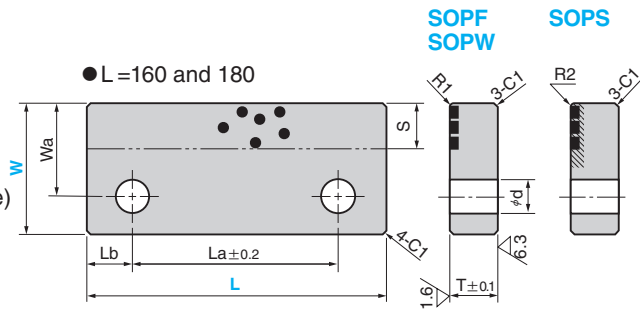



SOPF
(FC with Graphite Type)
SOPS
(Steel Hardened with Graphite Type)
SOPW
(Bronze with Graphite Type)



● Sliding Direction



Material :
SOPF FC250 with Graphite (I 185-88E A 48-83)
SOPS S45C with Graphite (I 45C A 1045)
Hardness: HRC40 or more
Area to be Induction Hardened (Hatched Area)
SOPW Bronze with Graphite (SO#50 SP2)

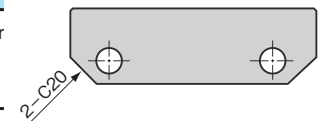
T	Wa	La	Lb	d	S	Number of Bolt Hole	Catalog No.	W	L
25	37.5	120	30	18	24	2	SOPF	55	180
		110	25		25			70	160
		75	30		30			70	200
	50	75	25		3	200		240	
		90	30			200		240	
		90	30			240		300	
28	60	75	25	22	30	4	SOPS	85	240
		80	30		30			85	300
		90	40		30			85	350
	70	75	25		3	200		240	
		90	30			200		240	
		80	30			240		300	
25	50	110	25	18	25	2	SOPW	70	160
		75	25		30			70	200
		90	30		30			70	240
	60	75	25		3	200		240	
		90	30			200		240	
		90	30			240		300	
28	60	75	25	22	30	4	SOPS	85	300
		80	30		30			85	350
		90	40		30			85	350
	70	75	25		3	200		240	
		90	30			200		240	
		80	30			240		300	
25	50	110	25	18	25	2	SOPW	70	160
		75	25		30			70	200
		90	30		30			70	240
	60	75	25		3	200		240	
		90	30			200		240	
		90	40			240		300	



Option

Option Code	Specification
CM	With chamfering (C20) on corners for relief (2 corners). Please instruct CM20 when ordering.

● CM Specification



Order **SOPS 85 - 200 - CM20**

Order **Catalog No.** SOPF **W** 70 - **L** 160

■ We are ready to accept requests or orders for special parts.