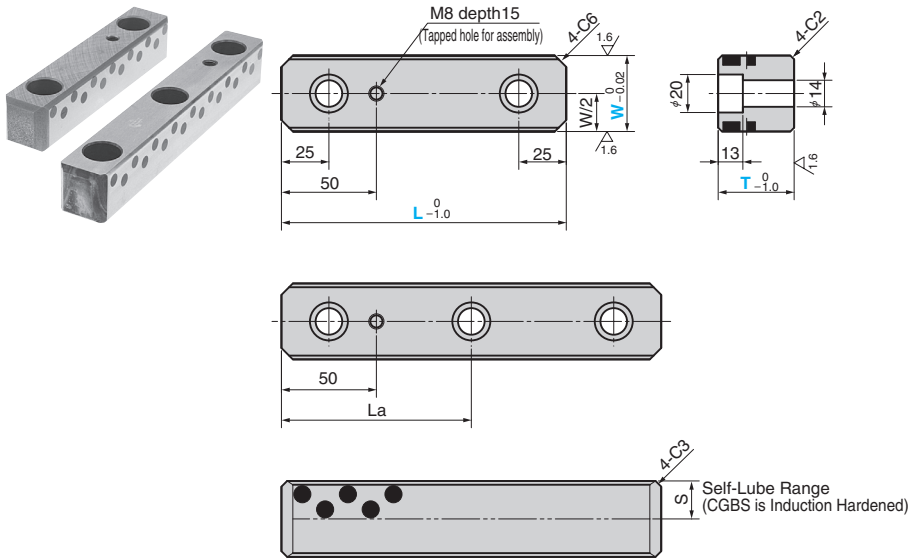


# Guide Rail Center Kye Type

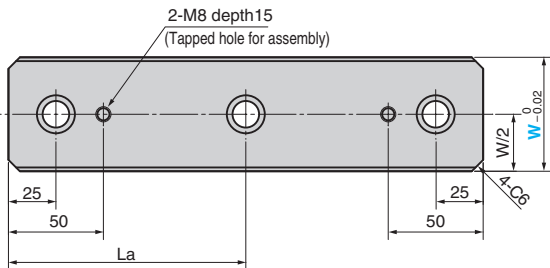
FOR SLIDE CORE

RoHS

- CGBF** (FC with Graphite Type)
- CGBS** (Steel with Graphite Type)
- CGBW** (Bronze with Graphite Type)



• W = 60, L ≥ 250 Only



- Material
- CGBF FC250 (I 185-88E A A48-83) with Graphite
  - CGBS S55C (I C55 A 1055) with Graphite  
HRC 40 to 45 (S Area)  
Induction Hardened
  - CGBW Bronze with Graphite

La	S	Catalog No.	W	L	T
-				100	
-				150	
100			30	200	30
125				250	
150				300	
175	15	CGBF CGBS		350	
-				100	
-				150	
100			40	200	30
125				250	
150				300	
175				350	
-				100	
-				150	
100	20	CGBF CGBS CGBW	40	200	40
125				250	
150				300	
175				350	
-				100	
125	25	CGBW	60	250	40
150				300	
175				350	



Order

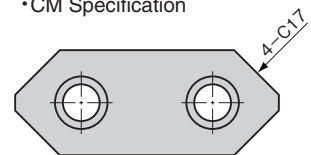
Catalog No.	W	-	L	-	T
CGBF	30	-	150	-	30



Option

Option Code	Specification
CM	With chamfering (C17) on corners for relief (4 corners). Please instruct CM17 when ordering. This option is available only for W=40, 60 (without CGBS)

•CM Specification



Order

CGBF 30 - 150 - 30 - CM17