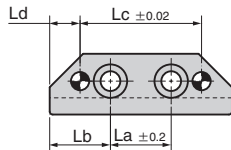


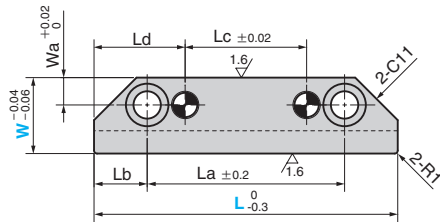
SGLXS



• L=60

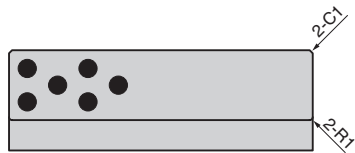
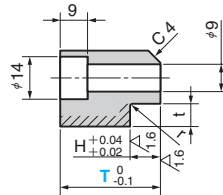


• L=80~100

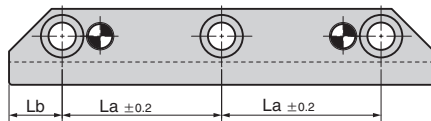


• Dowel hole

W=20 $\phi 6^{+0.012}_0$
 W=25·30 $\phi 8^{+0.015}_0$



• L=120~200



Material : Bronze with Graphite (SO#50 SP2)
 Oilless Type Area (Hatched Area)

W	L	Wa	La	Lb	Lc	Ld	T	H	t	r
20	60		20	20	40	10				
	80		50		20					
	100	9	70		40		23	8	5.5	0.5
	120		45	15	60	30	28			
	140		55		80					
25	80		45		20					
	100		65		40					
	120		42.5		60		28			
30	140	9	52.5	17.5	80	30	33	10	7.5	0.8
	160		62.5		100		43			
	180		72.5		120					
	200		82.5		140					
30	100		60		20					
	120		40		40					
	140	11	50	20	60	40	43	15	11	0.8
	160		60		80		53			
	180		70		100					
200		80		120						

Catalog No.	W	L	T
		60	
		80	
	20	100	23
		120	28
		140	
		160	
		80	
		100	
		120	28
SGLXS	25	140	33
		160	43
		180	
		200	
		100	
		120	
	30	140	43
		160	53
		180	
		200	



Order

Catalog No. SGLXS W 20 - L 100 - T 28