
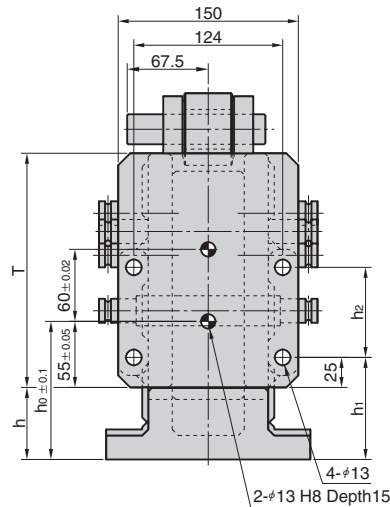
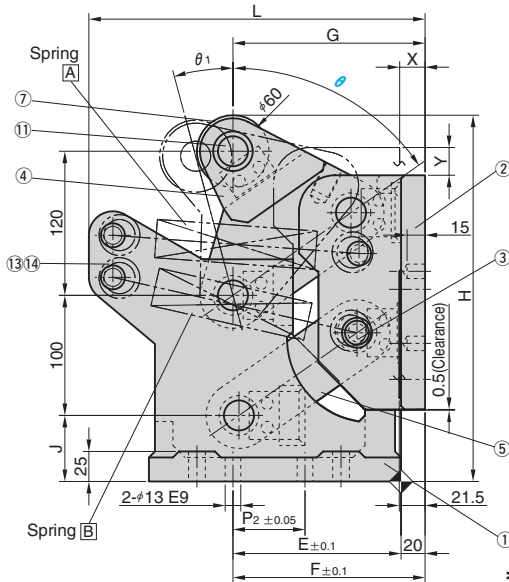
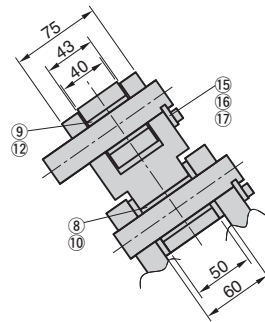
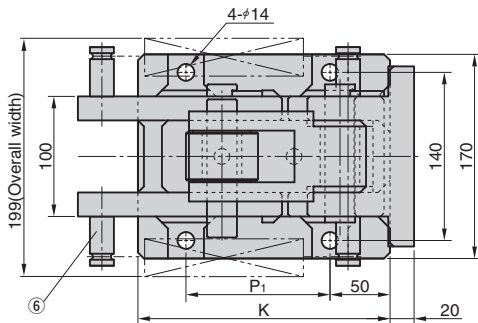
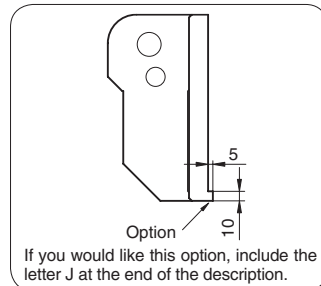


HPPL



Option - J



* This drawing shows the right hand.
The left hand is symmetric to this drawing.

θ	θ_1	E	F	G	H	J	K	L	T	X	Y	P ₁	P ₂	h	h ₀	h ₁	h ₂	Mount Load (kgf)
45	15	140	160	160	305	55	210	280	210	24.9	19.1	120	60	60	115	85	77	92 or less
55									195	21.2	23.1						75	75 or less
70	25	165	185	190	310	60	235	315	190	27.9	43.8	145	85	50	105	75	55	72 or less

Catalog No.	θ	R / L
HPPL	45	
	55	R and L
	70	



Order

Catalog No.	θ	R / L
HPPL	55	R

The drivers conforming to HPPL45 and 55 are HPCDA and HPFCDA.

The driver conforming to HPPL70 is HPCDC.(P.477 to 480)

Sankyo Oilless can machine or modify the surface of the brackets. Please ask your sales representative.

Spring Force

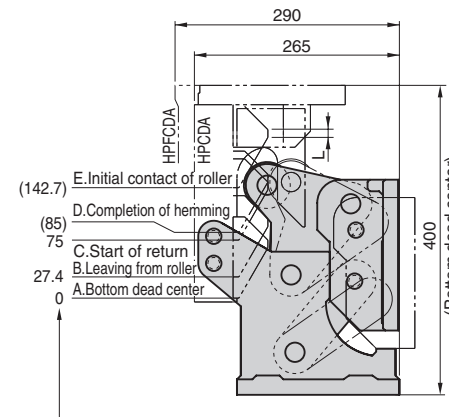
θ	Spring	Free Length (mm)	Initial Length (mm)	Initial Tensile Force N(kgf)	Final Length (mm)	Final Tensile Force N(kgf)
45	A	130.0	144.1	174.6×2 (17.8×2)	168.0	303.9×2 (30.8×2)
	B		143.3	170.4×2 (17.4×2)	170.0	312.7×2 (31.9×2)
55	A	174.0	147.0	190.0×2 (19.4×2)	168.4	304.8×2 (31.1×2)
	B		146.6	187.8×2 (19.2×2)	171.5	320.3×2 (32.7×2)
70	A	174.0	191.9	162.5×2 (16.6×2)	235.9	317.3×2 (32.4×2)
	B		196.0	176.8×2 (18.0×2)	240.3	332.5×2 (33.9×2)

Table of Components

No.	Description	Qty	Material and Remark
①	Base	1	FCD600
②	Bracket	1	FCD600
③	Shaft	1	S50C
④	Arm	1	S50C
⑤	Arm	1	S50C
⑥	Casting Pin	6	SS400
⑦	Cam Roller	1	S50C
⑧	Oilless Bushing	4	Bronze with Graphite (SO#50 SP2)
⑨	Oilless Bushing	1	Bronze with Graphite (SO#50 SP2)
⑩	Oilless Washer	8	Bronze with Graphite (SO#50 SP2)
⑪	Hinge Pin	4	S45C
⑫	Dry Washer	2	F920 LWM25
⑬	Spring	4	SWP-A
⑭	Ring	8	SS400
⑮	Key	5	SS400
⑯	Hexagon Socket Head Bolt	10	SCM435 M6×20
⑰	Spring Washer	10	For M6

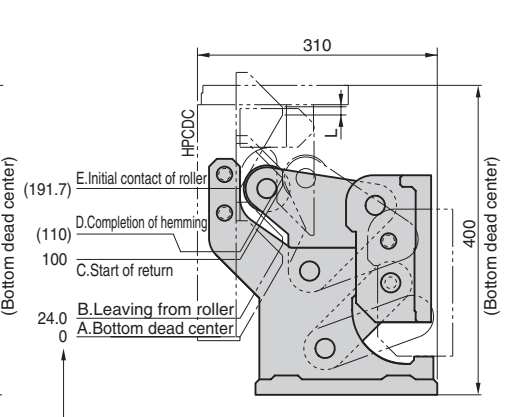
Operation between Driver and Unit

•For HPPL45 and 55



*These values are for L = 10.
Numbers in parentheses are subject to change with length.

•For HPPL70



*These values are for L = 10.
Numbers in parentheses are subject to change with length.