


# Panel Stabilizer Pin

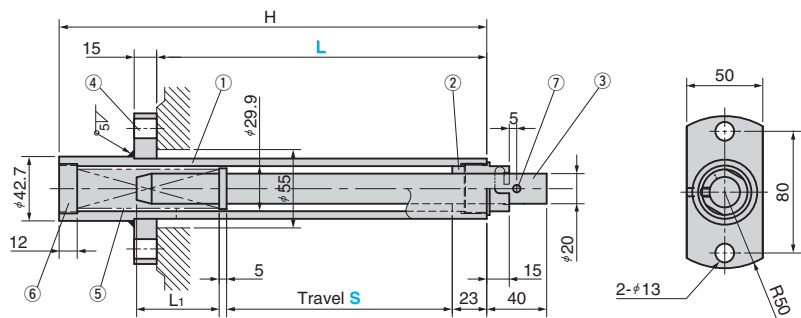
SPRING LOCK TYPE

CAD FILE

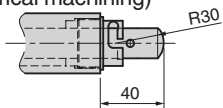
- PSPLN (Stabilizer Pin end Steel Type - Without machining)
- PSPLS (Stabilizer Pin end Steel Type - With spherical machining)
- PSPLV (End Vacuum Type)



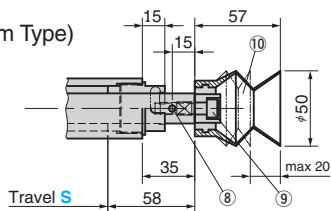
**PSPLN**  
(Stabilizer Pin end Steel Type - Without machining)



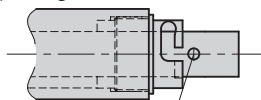
**PSPLS**  
(Stabilizer Pin end Steel Type - With spherical machining)



**PSPLV**  
(End Vacuum Type)



**PSPLN**  
(Enlarged view of end lock)



Spring Pin with protrusion of 5 mm

Table of Components

No.	Description	Qty	Material and Remark	No.	Description	Qty	Material and Remark
①	Holder	1	STKM13 φ42.7×6.4 t	⑥	Screw Plug	1	SCM435 M33×12
②	Guide Bushing	1	Bronze(SP2) φ35×38	⑦	Spring Pin	1	φ5×25
③	Advance Pin	1	S45CHRC20~30	⑧	Hexagon Socket Screw Set	1	SCM435 M5×10
④	Flange	1	SS400 φ100×15	⑨	Hexagon Socket Head Bolt	1	SCM435 M8×30
⑤	Spring	1	SWPA φ28×2	⑩	Vacuum Cup	1	Oilproof Rubber

Free Length	⑤ Spring N(kgf)		H	L <sub>1</sub>	Catalog No.	Travel S	L Increments of 1 mm
	Initial Load	Final Load					
115	3.9(0.4)	44.1(4.5)	150	40	PSPLN PSPLS PSPLV	50	0~130
175	2.0(0.2)	52.0(5.3)	210	40		100	0~190
250	1.5(0.15)	53.9(5.5)	285	55		150	0~265
320	1.5(0.15)	55.9(5.7)	355	85		200	0~335
375	0.0(0.0)	57.9(5.9)	415	100		250	0~395



Order

Catalog No.	S	-	L
PSPLV	100	-	150