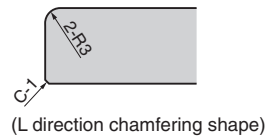
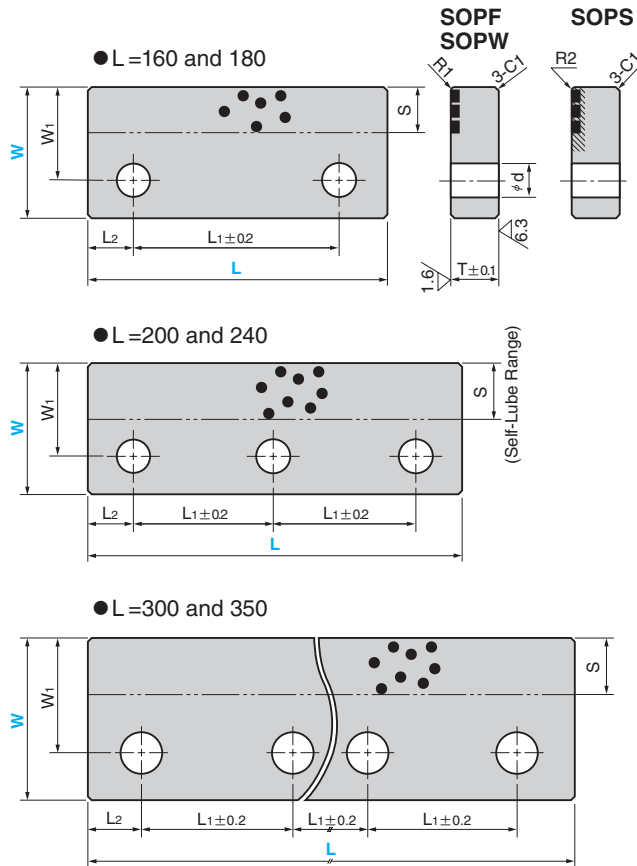



SOPF
(FC with Graphite Type)
SOPS
(Steel Hardened with Graphite Type)
SOPW
(Bronze with Graphite Type)

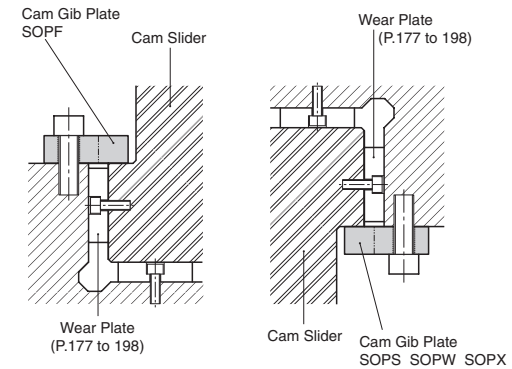


● Sliding Direction

Material :
SOPF FC250 with Graphite
SOPS S45C with Graphite
Hardness: HRC40 or more
Area to be Induction Hardened (Hatched Area)
SOPW Bronze with Graphite (SO#50 SP2)

T	W ₁	L ₁	L ₂	d	S	Catalog No.	W	L
25	37.5	120	30	18	24	SOPF	55	180
		110	25		25		160	
	50	75	30	24	70		200	
		90	30	24	240			
28	60	75	25	22	30	SOPS	85	200
		90	30		30		240	
	70	80	30	30	350			
		90	40	30	200			
25	50	110	25	18	25	SOPW	100	240
		75	30		30		300	
	60	90	30	30	160			
		75	25	30	200			
28	60	90	30	22	30	SOPS	85	240
		80	30		30		300	
	70	90	40	30	350			
		75	25	30	200			
25	50	110	25	18	25	SOPF	100	240
		75	30		30		300	
	60	90	30	30	160			
		75	25	30	200			
28	60	90	30	22	30	SOPS	85	240
		80	30		30		300	
	70	90	40	30	350			
		75	25	30	200			

EX Example



Order Catalog No. W - L
SOPF 70 - 160

■ We are ready to accept requests or orders for special parts.