

Wear Plate

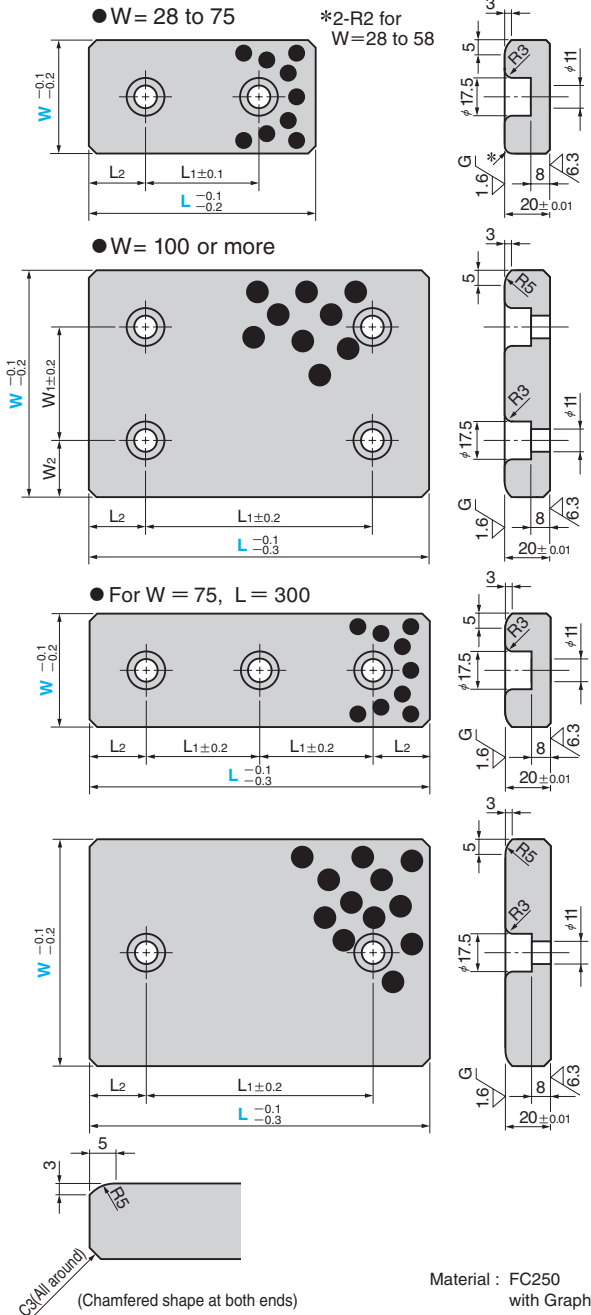

Thickness 20 mm

FC TYPE


Addition

CAD FILE

SESF
(FC Standard Type)



SESFT
(FC is 2-hole type)



W ₁	W ₂	L ₁	L ₂	Catalog No.	W	L	
						SESF	SESFT
		45	15			75	
		50				100	
		75			28	125	
		100	25			150	
		150				200	
		45	15			75	
		50				100	
		75			38	125	
		100	25			150	
		150				200	
		45	15			75	
		50				100	
		75			48	125	
		100	25	SESF		150	
		150				200	
		45	15			75	
		50				100	
		75			58	125	
		100	25			150	
		150				200	
		25				75	
		50	25			100	
		75			75	125	
		100				150	
		150			75	200	
		200				250	
		100	50			300	
		50				100	100
		75				125	125
50	25	100	25		100	150	150
		150				200	200
		200				250	250
			50			300	—
		75				125	125
		100		SESF		150	150
50	37.5	150	25	SESFT	125	200	200
		200				250	250
			50			300	—
		100				150	150
		150			150	200	200
100	25	200				250	250
		250	25			300	300
		150				200	
150	25	200		SESF	200	250	—
		250				300	

* W₁ and W₂ are the dimensions only for SESF (W = 100 or more).



Order

Catalog No.	W	—	L
SESF	48	—	75
SESFT	125	—	125

■ We are ready to accept requests or orders for special parts.