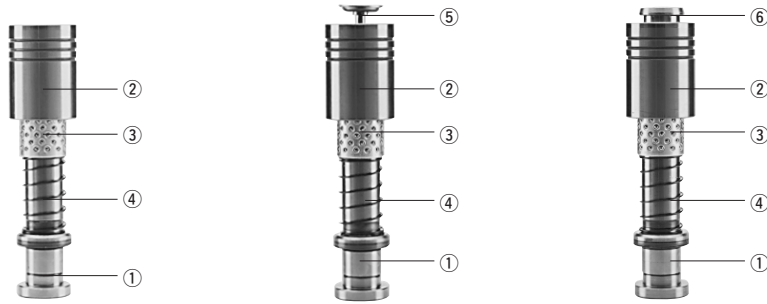


Removable Ball Guide Post Set

DIE SETTING

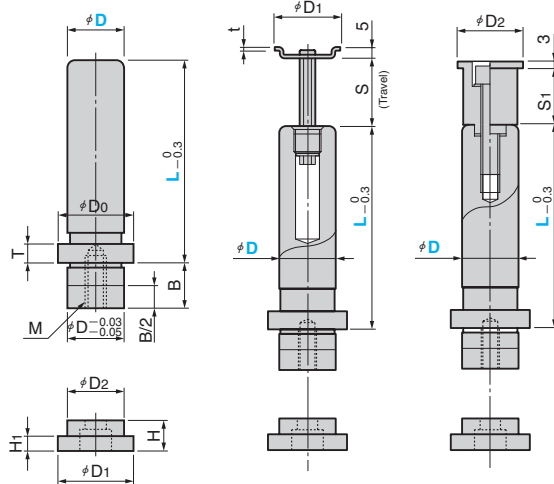
CAD FILE

SDP(③ : Aluminum) SDA(③ : Aluminum, Movable Stopper) SDK(③ : Aluminum, Fixed Stopper)
SDG(③ : Resin) SDJ(③ : Resin, Movable Stopper) SDT(③ : Resin, Fixed Stopper)



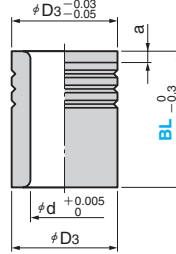
①: Guide Post

DGP(for SDP/SDG) DGPM(for SDA/SDJ) DGPF(for SDK/SDT)
(Refer to page149) (Refer to page149) (Refer to page149)



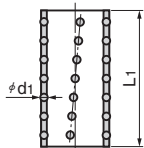
②: Guide Bushing

BLB
(Refer to page151)



③ : Ball Slide

BSA(Aluminum)
BSJ(Resin)
(Refer to page151)



④: Spring

RSS(Refer to page154)

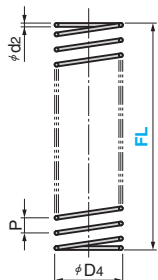


Table of Components

No.	Description	Qty	Material and Remark
①	Guide Post	1	SUJ2 HRC58 or more (induction hardening)
②	Guide Bushing	1	SUJ2 HRC58 or more
③	Ball Slider	1	BSA: Aluminum(A5052S)
		1	BSJ: Resin(POM)
④	Spring	1	SWP2
⑤	Movable Stopper	1	SCM415 (support tray SPCC)
⑥	Fixed Stopper	1	S45C

① Guide Post														② Guide Bushing			③ Ball Slider			④ Spring		
D	Tolerance	D0	D1	D2	B	H	H1	T	M	D1	S	t	D2	S1	D3	Tolerance	d	a	d1	D4	d2	P
25	+0.020 +0.015	36	35	24.5	18	14	7	8	8	29	23		29	20	45	0	31	4	3	27.9	1.2	14
28	+0.025 +0.020	39	36	27.5	20		8	10	10	33	30	1.6	33	25	50	-0.007	36	5	4	31.3	1.4	16
32		44	40	31.5	23					37	30		37	25	55	0	40			35.7	1.6	
38	+0.030 +0.025	53	49	37.5	27	18	10	12	12	44	37		44	30	64	-0.008	48			42.5	2.0	18
50	+0.035 +0.030	69	62	49.5	35		12	15	14	56	37	2.0	56	30	83	0	60	6	5	55.7	2.6	20
60		79	72	59.5	42					66	47		66	35	95	-0.010	70			66.9	3.2	

Catalog No.	D	L						② BLB		④ RSS		③
		80	90	100	110	120	130	BL	FL (Increments of 10 mm)	L1		
SDP SDG	25	80	90	100	110	120	130	60	40~150		60	
								80			75	
SDA SDJ	28	100	110	120	130	140	150	160	60	50~150	60	
								80			75	
SDK SDT	32	120	130	140	150	160		80	70~190		75	
								100			90	
SDK SDT	38	140	150	160	170	180		80	80~190		75	
								100			90	
SDK SDT	50	160	170	180	200			100	80~190		90	
								120			110	
SDK SDT	60	160	170	180	200			100	80~190		90	
								120			110	



Order

Catalog No. **SDG** D **50** - L **200** - BL **100** - FL **150**



Option

Option Code	Specification
H	The ball slider is changed to the highly rigid type.



Order **SDA 28-120-80-100-H**



See page 152 for option details.