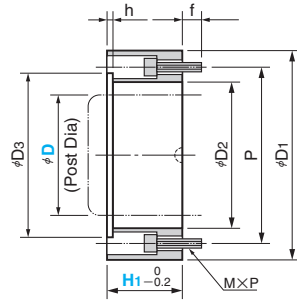
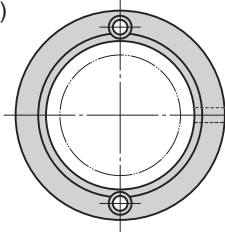


# Height Block · Stock Block

FITTING TYPE

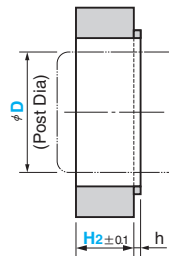
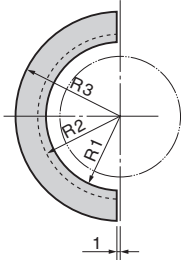
CAD FILE

**HB**  
HBL(H<sub>1</sub>: Increment of 1 mm)



Material : SS400  
Accessories : Mounting bolt (2)

**SB**



Material : SS400

D	D <sub>1</sub>	D <sub>2</sub>	D <sub>3</sub>	P	M×P	h	f	R <sub>1</sub>	R <sub>2</sub>	R <sub>3</sub>
25	46	31.5	36	37	M4×0.7	2	10	15.75	18	23
32	56	41	45	45				20.5	22.5	28
38	72	49	56	60	M5×0.8	3	12	24.5	28	36
50	86	62	68	72	M6×1.0			31	34	43
60	112	76	84	92	M8×1.25	3	12	38	42	56
80	140	100	108	116				M8×1.25	50	54

Catalog No.	D	H <sub>1</sub> Increments of 5 mm	Safety color
<b>HB</b>	25	10~50	
	32	10~50	R(Red)
	38	15~50	Y(Yellow)
	50	15~50	N(None)
	60	20~50	
80	20~50		

Catalog No.	D	H <sub>2</sub> Increments of 5 mm	Safety color
<b>SB</b>	25	10~40	
	32	10~40	R(Red)
	38	10~50	Y(Yellow)
	50	10~50	N(None)
	60	10~50	
	80	10~50	

Catalog No.	D	H <sub>1</sub> Increments of 5 mm	Safety color
<b>HBL</b>	25	10~50	
	32	10~50	R(Red)
	38	15~50	Y(Yellow)
	50	15~50	N(None)
	60	20~50	
80	20~50		



Order	Catalog No.	D	H <sub>1</sub> or H <sub>2</sub>	Safety color
	<b>HB</b>	32	30	R
	<b>SB</b>	38	25	Y



Option See page 133 for chain installation machining.

## Height Block Set

**HBS(HB+SB)**



\* Mounting bolts (2) attached

**HBW(HB+SB×2)**



\* Mounting bolts (2) attached

Catalog No.	D	H <sub>1</sub> Increments of 5 mm	H <sub>1</sub> Safety color	H <sub>2</sub> Increments of 5 mm	H <sub>2</sub> Safety color
<b>HBS</b>	25	10~50		10~40	
	32	10~50	R(Red)	10~40	R(Red)
	38	15~50	Y(Yellow)	10~50	Y(Yellow)
	50	15~50	N(None)	10~50	N(None)
	60	20~50		10~50	
80	20~50		10~50		



Order	Catalog No.	D	H <sub>1</sub>	H <sub>1</sub> Safety color	H <sub>2</sub>	H <sub>2</sub> Safety color
	<b>HBS</b>	38	15	R	20	Y
	<b>HBW</b>	50	25	Y	25	R



Option See page 133 for chain installation machining.