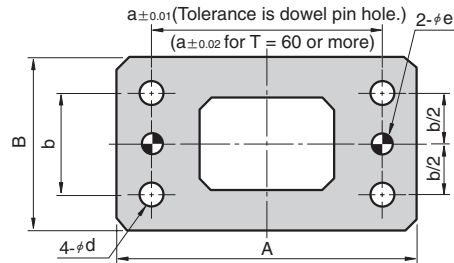


Spacer

FOR HOLDER TYPE GUIDE POST SET

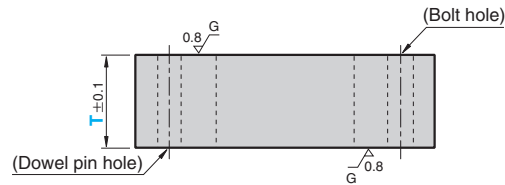
SGSP

(Also Used as Bushing Holder)



● T=20·30·40·50

When the applicable post is 60 and T=50, the mounting bolt hole has the same tapping specification as T=60 and 80.



● T=60·80

The interval tolerance between dowel pin holes is ± 0.02 .

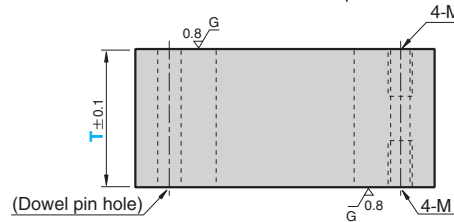


Table of Accessories

Applicable Post Diameter	T	Mounting Bolt
25	20	M8×55
	30	M8×65
	40	M8×75
	50	M8×85
32	20	M10×60
	30	M10×70
	40	M10×80
	50	M10×90
	60	M16×90

Material : FC250
Accessory : 4 mounting bolts
(Refer to the table in the left.)

Bolts are not accompanied for T=60 and 80, and for T=50 with the post diameter of 60.

Applicable Post Diameter	A	a	B	b	d	M	e H7
25	84	66	48	30	9	—	8
32	100	76	58	36	11	—	8
38	130	100	75	44	11	10	10
50	155	125	90	60	14	12	10
60	190	150	120	80	18	16	13

Catalog No.	Applicable Post Diameter	T
	25	20
		30
		40
		50
	32	20
		30
		40
		50
SGSP	38	20
		30
		40
		50
	50	20
		30
		40
		60
	60	20
		30
		40
		50
	60	60
		80



Order

Catalog No. **SGSP** Applicable Post Diameter **38** - T **50**

Example

