

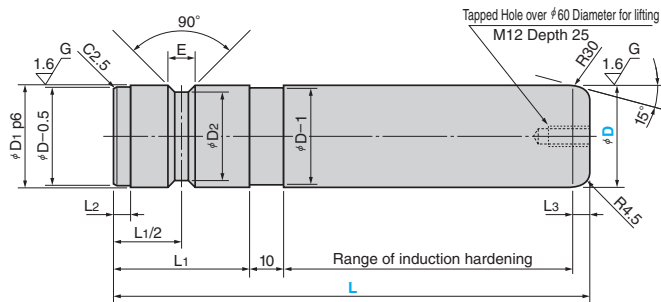
# Guide Post

PRESS-FIT TYPE

Addition

CAD FILE

SGP



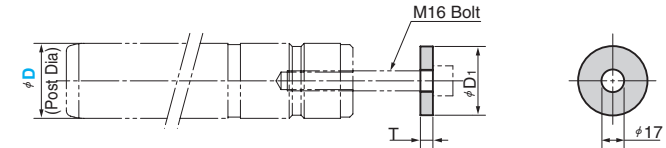
Material : S45C  
Hardness : HRC55 to 60

D 公差	D1 p6	D2	L1	L2	L3	E	Catalog No.	D	L
25	25	21	30				SGP	25	80
								100	
								120	
								140	
								160	
30	30	26	40	5	5	8	SGP	30	100
								120	
								140	
								160	
								180	
40	40	36	50				SGP	40	120
								140	
								160	
								180	
								200	
50	50	45	70			10	SGP	50	160
								200	
								250	
								300	
								350	
60	60	55	90				SGP	60	200
								250	
								300	
								350	
								400	
65	65	60	100	10	10		SGP	65	250
								300	
								350	
								400	
								450	
80	80	75	120				SGP	80	300
								350	
								400	
								450	
								500	
100	100	95	150				SGP	100	350
								400	
								450	
								500	
								550	

Order   -   
SGP 50 - 250

## Pulling washer for guide post

GPHW



Material : SS400

D1	T	Catalog No.	D (Post Diameter)
55	10	GPHW	60
75			80
95	15		100



Order

GPHW 80



Option

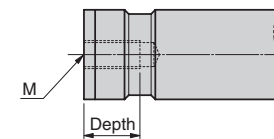
Option Code	Specification
MP	Pulling tap hole is drilled at the side of the press-fit area. (Refer to the drawing below.) Specify screw diameter M.
HW	Pulling washer for guide post GPHW is supplied together. Applicable guide post diameter D is 60, 80 and 100. (M16 × 50 tap hole has been drilled.) Bolts with hexagonal socket head are not provided.



Order

SGP 40 - 160 - MP10  
SGP 80 - 250 - HW

### Depth of screw (M)



D	M
25	8·10
30·40	10·12
50·60·65	12·16
80·100	16·20

M	Depth
M8	25
M10	30
M12	40
M16	50
M20	50